



FIRST RELEASE



You are required to specify a data source when allowed in your product or application.

YEAR XX

SARAJEVO, 07.04.2026.

NUMBER 2

BUSINESS STATISTICS

Tourism, February 2026

In February 2026, tourists in Bosnia and Herzegovina recorded 94,603 arrivals, which is 7.8% fewer compared to January 2026 and 4.4% fewer compared to February 2025.

Tourists recorded 216,337 overnight stays, which is 14.4% fewer compared to January 2026, and 0.3% more compared to February 2025. In the structure of total overnight stays, domestic tourists accounted for 32.6%, while foreign tourists accounted for 67.4%.

The number of overnight stays by domestic tourists in February 2026 was 15.7% lower compared to January 2026, and 0.2% lower compared to February 2025.

The number of overnight stays by foreign tourists was 13.8% lower compared to January 2026, and 0.6% higher compared to February 2025.

Within the structure of overnight stays by foreign tourists, the highest number was recorded by tourists from Croatia (31.5%), followed by Serbia (21.8%), Slovenia (8.6%), Turkey (4.9%), China (4.0%), and Montenegro (3.0%). These countries together account for 73.8% of the total number of overnight stays by foreign tourists, while the remaining 26.2% were recorded by tourists from other countries.

In February 2026, a total of 19,606 rooms, apartments, and camping places with a capacity of 44,293 beds were available to tourists in Bosnia and Herzegovina. Compared to February 2025, the availability of rooms, apartments, and camping places was 2.2% lower, while the number of beds was 3.1% lower.

Graph 1: Tourist nights for the period February 2025. - February 2026.

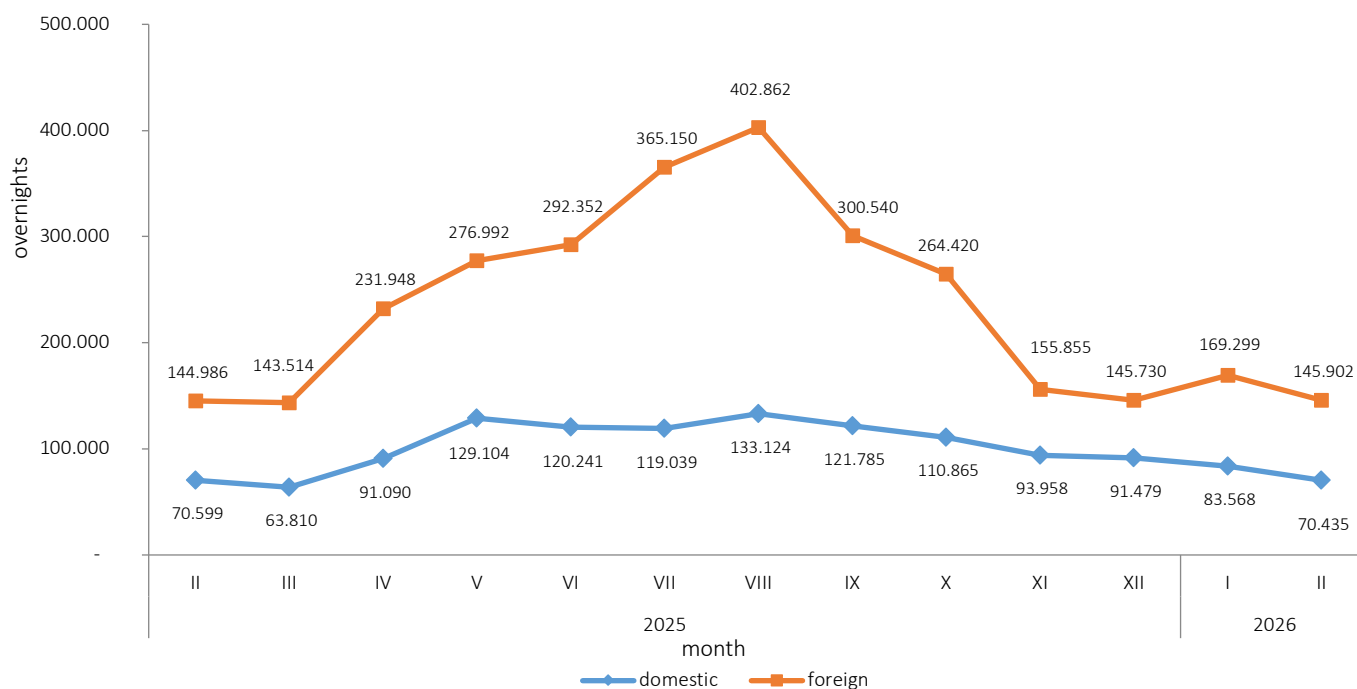
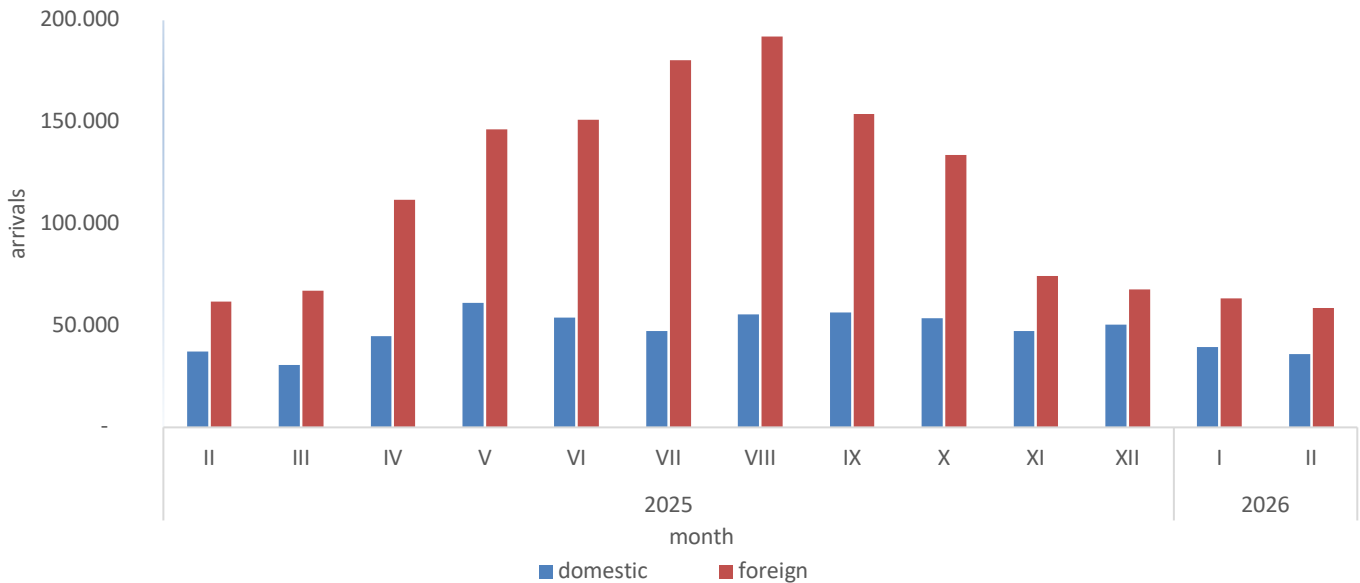


Table 1: Tourist arrivals and overnight stays

	Arrivals					Overnights					II 2026	
	II 2025*	I 2026	II 2026	Indicies II 2026 I 2026	Indicies II 2026 II 2025	II 2025*	I 2026	II 2026	Indicies II 2026 I 2026	Indicies II 2026 II 2025	Structure of overnights %	Average number of overnights per check-in
TOTAL	98.995	102.600	94.603	92,2	95,6	215.585	252.867	216.337	85,6	100,3	100,0	2,3
Domestic tourists	37.301	39.348	35.931	91,3	96,3	70.599	83.568	70.435	84,3	99,8	32,6	2,0
Foreign tourists	61.694	63.252	58.672	92,8	95,1	144.986	169.299	145.902	86,2	100,6	67,4	2,5

*) final data

Graph 2: Tourist arrivals February 2025. - February 2026.



Regarding the length of stay of foreign tourists in Bosnia and Herzegovina, during the observed period the longest stays were recorded among tourists from the Republic of South Africa, with an average stay of 8.3 overnight stays per arrival. They are followed by tourists from Iceland, with an average of 5.5 overnight stays, and tourists from Luxembourg with 4.7 overnight stays. Tourists from Cyprus and Romania achieved an average of 3.6 overnight stays per arrival, tourists from Denmark 3.3 overnight stays, while tourists from Saudi Arabia, Kuwait, Egypt, Iran, and Slovakia recorded an average of 3.2 overnight stays per arrival.

Graph 3: Arrivals and overnight stays of foreign tourists by country of residence, February 2026.

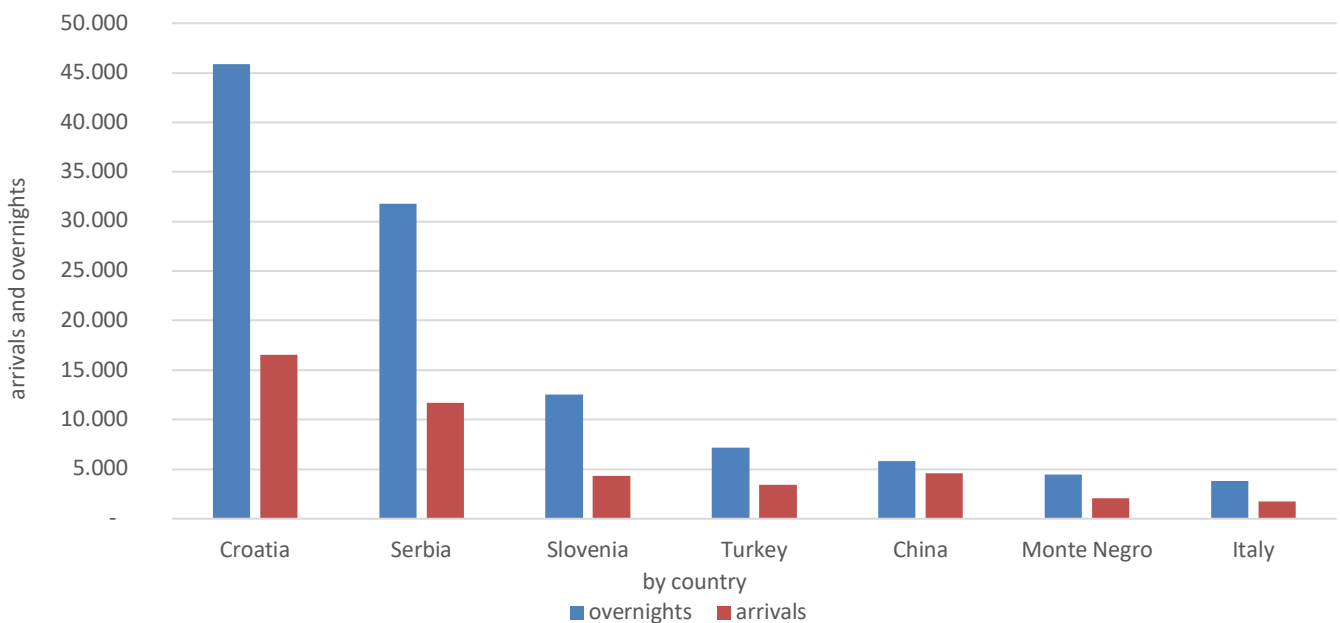


Table 2: Tourist arrivals and overnight stays according to KD BiH ¹⁾

	Arrivals					Overnight stays					II 2026
	II 2025*	I 2026	II 2026	Indicies II 2026 I 2026	Indicies II 2026 II 2025	II 2025*	I 2026	II 2026	Indicies II 2026 I 2026	Indicies II 2026 II 2025	The structure of overnights in %
TOTAL	98.995	102.600	94.603	92,2	95,6	215.585	252.867	216.337	85,6	100,3	100,0
Hotels and similar accommodation	96.445	100.217	92.465	92,3	95,9	204.799	243.012	205.695	84,6	100,4	95,1
Resorts and similar facilities for short breaks	1.867	1.884	1.549	82,2	83,0	5.115	4.991	5.073	101,6	99,2	2,3
Campsites and camping areas	42	41	18	43,9	42,9	71	109	29	26,6	40,8	0,0
Other accommodation	641	458	571	124,7	89,1	5.600	4.755	5.540	116,5	98,9	2,6
Domestic tourists	37.301	39.348	35.931	91,3	96,3	70.599	83.568	70.435	84,3	99,8	32,6
Hotels and similar accommodation	35.948	38.054	34.950	91,8	97,2	64.605	78.037	65.202	83,6	100,9	30,1
Resorts and similar facilities for short breaks	960	957	677	70,7	70,5	2.332	2.371	2.107	88,9	90,4	1,0
Campsites and camping areas	18	5	-	-	-	27	19	-	-	-	-
Other accommodation	375	332	304	91,6	81,1	3.635	3.141	3.126	99,5	86,0	1,4
Foreign tourists	61.694	63.252	58.672	92,8	95,1	144.986	169.299	145.902	86,2	100,6	67,4
Hotels and similar accommodation	60.497	62.163	57.515	92,5	95,1	140.194	164.975	140.493	85,2	100,2	64,9
Resorts and similar facilities for short breaks	907	927	872	94,1	96,1	2.783	2.620	2.966	113,2	106,6	1,4
Campsites and camping areas	24	36	18	50,0	75,0	44	90	29	32,2	65,9	0,0
Other accommodation	266	126	267	211,9	100,4	1.965	1.614	2.414	149,6	122,8	1,1

* final data

¹⁾Classification of activities of Bosnia and Herzegovina (BiH) 2010

Within the activity "Hotels and similar accommodation", a total of 17,990 rooms and apartments were available to tourists, which is 2.7% less than in February 2025, and 39,439 beds, which is 3.4% less compared to the same month of the previous year. The room occupancy rate in February 2026 was 24.5%, and the permanent bed occupancy rate was 18.8%, while in February 2025 the room occupancy rate amounted to 23.5%, and the permanent bed occupancy rate to 17.9%. By type of accommodation establishment, the highest number of overnight stays was achieved within the activity Hotels and similar accommodation, accounting for 95.1% of the total number of overnight stays.

Table 3: Tourist arrivals and overnight stays by arrival method

	Individually						Organized					
	Arrivals			Overnight stays			Arrivals			Overnight stays		
	II 2025	II 2026	Indicies II 2026 II 2025	II 2025	II 2026	Indicies II 2026 II 2025	II 2025	II 2026	Indicies II 2026 II 2025	II 2025	II 2026	Indicies II 2026 II 2025
TOTAL	81.035	77.176	95,2	167.776	166.281	99,1	17.960	17.427	97,0	47.809	50.056	104,7
Domestic tourists	32.455	31.754	97,8	60.657	62.864	103,6	4.846	4.177	86,2	9.942	7.571	76,2
Foreign tourists	48.580	45.422	93,5	107.119	103.417	96,5	13.114	13.250	101,0	37.867	42.485	112,2

*) final data

Table 4: Arrivals and overnight stays of foreign tourists by country of residence

	Arrivals					Overnights					II 2026	
	II 2025*	I 2026	II 2026	Indicies II 2026 I 2026	Indicies II 2026 II 2025	II 2025*	I 2026	II 2026	Indicies II 2026 I 2026	Indicies II 2026 II 2025	Ovrnights structure %	Average number of overnights per check in
TOTAL	61.694	63.252	58.672	92,8	95,1	144.986	169.299	145.902	86,2	100,6	100,0	2,5
Albania	187	176	149	84,7	79,7	331	385	269	69,9	81,3	0,2	1,8
Austria	1.747	1.547	1.445	93,4	82,7	3.634	3.526	3.201	90,8	88,1	2,2	2,2
Belgium	201	189	210	111,1	104,5	497	435	481	110,6	96,8	0,3	2,3
Bulgaria	223	435	386	88,7	173,1	641	1.085	829	76,4	129,3	0,6	2,1
Montenegro	2.087	3.665	2.048	55,9	98,1	4.314	10.773	4.438	41,2	102,9	3,0	2,2
Czech Republic	200	189	266	140,7	133,0	462	407	526	129,2	113,9	0,4	2,0
Denmark	89	120	128	106,7	143,8	218	295	418	141,7	191,7	0,3	3,3
Estonia	35	11	58	527,3	165,7	215	19	125	657,9	58,1	0,1	2,2
Finland	47	70	63	90,0	134,0	97	110	113	102,7	116,5	0,1	1,8
France	355	367	357	97,3	100,6	922	840	875	104,2	94,9	0,6	2,5
Greece	141	194	229	118,0	162,4	252	426	528	123,9	209,5	0,4	2,3
Netherlands	574	970	398	41,0	69,3	1.635	1.414	999	70,7	61,1	0,7	2,5
Croatia	18.692	21.209	16.520	77,9	88,4	49.483	63.149	45.893	72,7	92,7	31,5	2,8
Ireland	66	62	181	291,9	274,2	214	171	405	236,8	189,3	0,3	2,2
Iceland	6	-	60	-	-	6	2	329	1)	1)	0,2	5,5
Italy	1.488	1.124	1.753	156,0	117,8	3.156	2.696	3.826	141,9	121,2	2,6	2,2
Cyprus	55	8	23	287,5	41,8	118	19	83	436,8	70,3	0,1	3,6
Latvia	386	11	12	109,1	3,1	504	14	30	214,3	6,0	0,0	2,5
Lithuania	25	20	40	200,0	160,0	77	40	95	237,5	123,4	0,1	2,4
Luxembourg	80	60	101	168,3	126,3	244	139	476	342,4	195,1	0,3	4,7
Hungary	536	488	406	83,2	75,7	1.579	1.585	993	62,6	62,9	0,7	2,4
Malta	5	7	20	285,7	400,0	9	11	28	254,5	311,1	0,0	1,4
Norway	137	98	122	124,5	89,1	390	172	266	154,7	68,2	0,2	2,2
Germany	1.642	2.003	1.669	83,3	101,6	3.556	4.681	3.666	78,3	103,1	2,5	2,2
Poland	384	371	323	87,1	84,1	703	1.328	810	61,0	115,2	0,6	2,5
Portugal	86	40	48	120,0	55,8	206	113	106	93,8	51,5	0,1	2,2
Romania	320	245	237	96,7	74,1	834	549	846	154,1	101,4	0,6	3,6
Russian Federation	586	881	707	80,2	120,6	1.422	1.991	1.600	80,4	112,5	1,1	2,3
North Macedonia	575	622	494	79,4	85,9	1.059	1.546	1.022	66,1	96,5	0,7	2,1
Slovakia	172	297	225	75,8	130,8	339	753	712	94,6	210,0	0,5	3,2
Slovenia	4.737	3.534	4.300	121,7	90,8	12.644	9.944	12.529	126,0	99,1	8,6	2,9

(continued on next page)

(continued)

	Arrivals					Overnights					II 2026	
	II 2025*	I 2026	II 2026	Indicies II 2026 I 2026	Indicies II 2026 II 2025	II 2025*	I 2026	II 2026	Indicies II 2026 I 2026	Indicies II 2026 II 2025	Ovrnights structure %	Average number of overnights per check in
Serbia	10.844	10.443	11.694	112,0	107,8	25.497	28.740	31.777	110,6	124,6	21,8	2,7
Spain	211	369	228	61,8	108,1	393	1.009	459	45,5	116,8	0,3	2,0
Switzerland (including Liechtenstein)	558	500	536	107,2	96,1	1.487	1.239	1.182	95,4	79,5	0,8	2,2
Sweden	355	383	418	109,1	117,7	798	861	1.102	128,0	138,1	0,8	2,6
Turkey	4.968	5.909	3.443	58,3	69,3	10.371	14.299	7.175	50,2	69,2	4,9	2,1
United Kingdom	1.113	499	1.118	224,0	100,4	2.891	1.134	2.641	232,9	91,4	1,8	2,4
Ukraine	183	152	186	122,4	101,6	410	413	391	94,7	95,4	0,3	2,1
Other European countries	152	159	128	80,5	84,2	316	346	223	64,5	70,6	0,2	1,7
Egypt	28	45	40	88,9	142,9	150	239	127	53,1	84,7	0,1	3,2
South Africa	26	8	42	525,0	161,5	53	40	350	875,0	660,4	0,2	8,3
Other African countries	64	69	63	91,3	98,4	168	190	180	94,7	107,1	0,1	2,9
Canada	135	131	153	116,8	113,3	308	318	303	95,3	98,4	0,2	2,0
USA	780	901	867	96,2	111,2	1.861	2.486	1.929	77,6	103,7	1,3	2,2
Other Northern American countries	46	14	29	207,1	63,0	93	51	50	98,0	53,8	0,0	1,7
Brazil	91	91	74	81,3	81,3	274	219	195	89,0	71,2	0,1	2,6
Other Southern and Central American countries	185	142	131	92,3	70,8	439	362	274	75,7	62,4	0,2	2,1
Bahrain	28	22	11	50,0	39,3	56	56	19	33,9	33,9	0,0	1,7
India	93	62	94	151,6	101,1	162	133	182	136,8	112,3	0,1	1,9
Iran	10	11	12	109,1	120,0	41	32	38	118,8	92,7	0,0	3,2
Israel	72	51	48	94,1	66,7	252	162	143	88,3	56,7	0,1	3,0
Japan	80	106	81	76,4	101,3	154	210	189	90,0	122,7	0,1	2,3
Republic of Korea	80	82	147	179,3	183,8	256	145	238	164,1	93,0	0,2	1,6
Qatar	42	35	13	37,1	31,0	112	69	31	44,9	27,7	0,0	2,4
China	4.090	1.774	4.562	257,2	111,5	5.051	2.772	5.840	210,7	115,6	4,0	1,3
Kuwait	170	205	57	27,8	33,5	475	621	183	29,5	38,5	0,1	3,2
Malaysia	235	448	238	53,1	101,3	338	676	487	72,0	144,1	0,3	2,0
Oman	23	70	5	7,1	21,7	54	117	12	10,3	22,2	0,0	2,4
Saudi Arabia	303	285	137	48,1	45,2	721	764	441	57,7	61,2	0,3	3,2
United Arab Emirates	295	251	160	63,7	54,2	778	688	461	67,0	59,3	0,3	2,9
Other Asian countries	426	754	831	110,2	195,1	871	1.496	2.362	157,9	271,2	1,6	2,8
Australia	89	221	101	45,7	113,5	239	684	288	42,1	120,5	0,2	2,9
New Zealand	19	19	15	78,9	78,9	83	74	46	62,2	55,4	0,0	3,1
Other countries of Oceania	36	28	32	114,3	88,9	73	36	67	186,1	91,8	0,0	2,1

final data

1) Indicies higher than 999

- no occurrence

METHODOLOGICAL EXPLANATIONS

The purpose of the statistical survey

The purpose of the statistical survey is to monitor the tourist activity realised in commercial accommodation establishments and to provide internationally comparable BiH's tourism statistics in accordance with current EU Regulations for the tourism statistics.

Observation units

Observation units are all business entities /legal units which are, by the main activity, registered in accommodation activity (division 55 - KD BiH 2010), persons as well as households that rent accommodation establishments to tourists. For the purpose of the survey, Classification of Activities in Bosnia and Herzegovina - KD BiH 2010 was used, and it is fully compliant with the European Classification of Economic Activities - NACE Rev. 2.

Coverage

Reporting units are all business entities (enterprises, craftsmen, cooperatives, institutions, associations etc.) and their constituent units that are registered according to KD BiH 2010 under section: 55.1 (hotels and similar accommodation), 55.2 (holiday and other short - stay accommodation), 55.3 (camps and camping grounds), 55.9 (other uncategorised accommodation), health care institutions in which person themselves bear the fee for medical rehabilitation or their stay; business entities that deal with the mediation of accommodation of guests in households, houses, camps, apartments and rooms which are directly rented by private persons/households. Survey covers the entire territory of Bosnia and Herzegovina.

Source and methods of data collection

Data on tourist's turnover (number of tourist arrivals and tourist nights) are collected from regular monthly report (TU-11 form). Reports are usually made based on reception records in guest books, entities and their parts engaged in organizing and arranging of tourists.

Data revision

Regular press releases on tourism are published in monthly dynamics and contain preliminary / first results until the final data are published.

The first regular revision of data implies that, when publishing data for the next month, the published data from the previous month (t-1) are revised in accordance with the information submitted by the reporting unit. The second regular revision of previously published data is the annual revision, which includes all changes in the data submitted after the first revision, in order to ensure the accuracy of the published data.

The press release clearly indicates what the data are, so that users of the statistics can interpret them correctly. If new statistical standards and concepts are introduced, changes in the research methodology are made, it is necessary to revise the data to ensure the consistency and comparability of data from previous historical series and new data series. Users will be informed about changes in data and reasons in an appropriate and transparent manner, in regular monthly press releases and other publications for the public, as well as on the website of the BiH Agency for Statistics (www.bhas.gov.ba).

DEFINITIONS

Tourism means the activity of visitors taking a trip to a main destination outside their usual environment for less than a year, for leisure, business or other personal purpose other than to be employed by a resident entity in the place visited.

Tourist is every person who, outside his place of permanent residence, spends one night in a hotel or some other accommodation facility for reasons of rest, recreation, health, study, sport, religion, family, business, public tasks or meeting.

Residence is a place where a person came with the intention of permanent stay. A tourist is registered in every place or establishment where he stays and, therefore, in case he/she changes the place or establishment, he/she must register again, which results in data ambiguity. Consequently, the statistics register the number of tourist arrivals and not the number of tourists.

A domestic tourist is a person with permanent residence in the BiH who spends at least one night in a hotel or some other accommodation establishment outside their place or residence.

Foreign tourist is every person with permanent residence outside in BiH who temporarily resides in BiH and who spends at least one night in a hotel or some other accommodation establishment.

Tourist arrivals refer to the number of persons (tourists) who arrived and registered their stay in an accommodation establishment.

Tourist nights refer to every registered overnight stay of a person (tourist) in an accommodation establishment.

Accommodation capacities are presented as the number of rooms, apartments and camping sites, and the number of permanent beds.

Permanent beds are those that are regularly ready-made for renting to guests.

Occupancy rate of permanent beds (net) in the reference period is obtained by dividing the total number of nights by the number of beds on offer and the number of days when the beds are available for use during the reference period. The data are expressed as a percentage.

Occupancy rate of bedrooms (net) in the reference period is obtained by dividing the total number of bedrooms used during the reference period by the number of bedrooms available for use during the reference period. The data is expressed as a percentage.

Organization of tourist arrivals represent the way of organising tourist arrangements. Depending on the way of organising, tourist arrangement can be individual or organised (travel agencies).

Symbols

- no occurrence

0.0 value not zero but less than 0.05

1) Indices greater than 999

Published by the Agency for Statistics of Bosnia and Herzegovina, 71000 Sarajevo, Zelenih beretki 26

Phone: +387 (33) 911 911 | Fax: +387 (33) 220 622

Email: bhas@bhas.gov.ba | Website: www.bhas.gov.ba

Vesna Ćužić, Director

Press release prepared by: Azra Bander Demirović and Mirza Agić



Razmislite o očuvanju okoliša prije štampanja dokumenta.