



# FIRST RELEASE



You are required to specify a data source when allowed in your product or application.

YEAR XX

SARAJEVO, 06.05.2026.

NUMBER 3

## BUSINESS STATISTICS Tourism, March 2026

In March 2026, tourists in Bosnia and Herzegovina recorded 108,477 arrivals, representing an increase of 14.7% compared to February 2026 and an increase of 11.0% compared to March 2025.

Tourists realised 228,214 overnight stays, which is 5.5% more compared to February 2026 and 10.1% more compared to March 2025. In the structure of total overnight stays, domestic tourists accounted for 31.5%, while foreign tourists accounted for 68.5%.

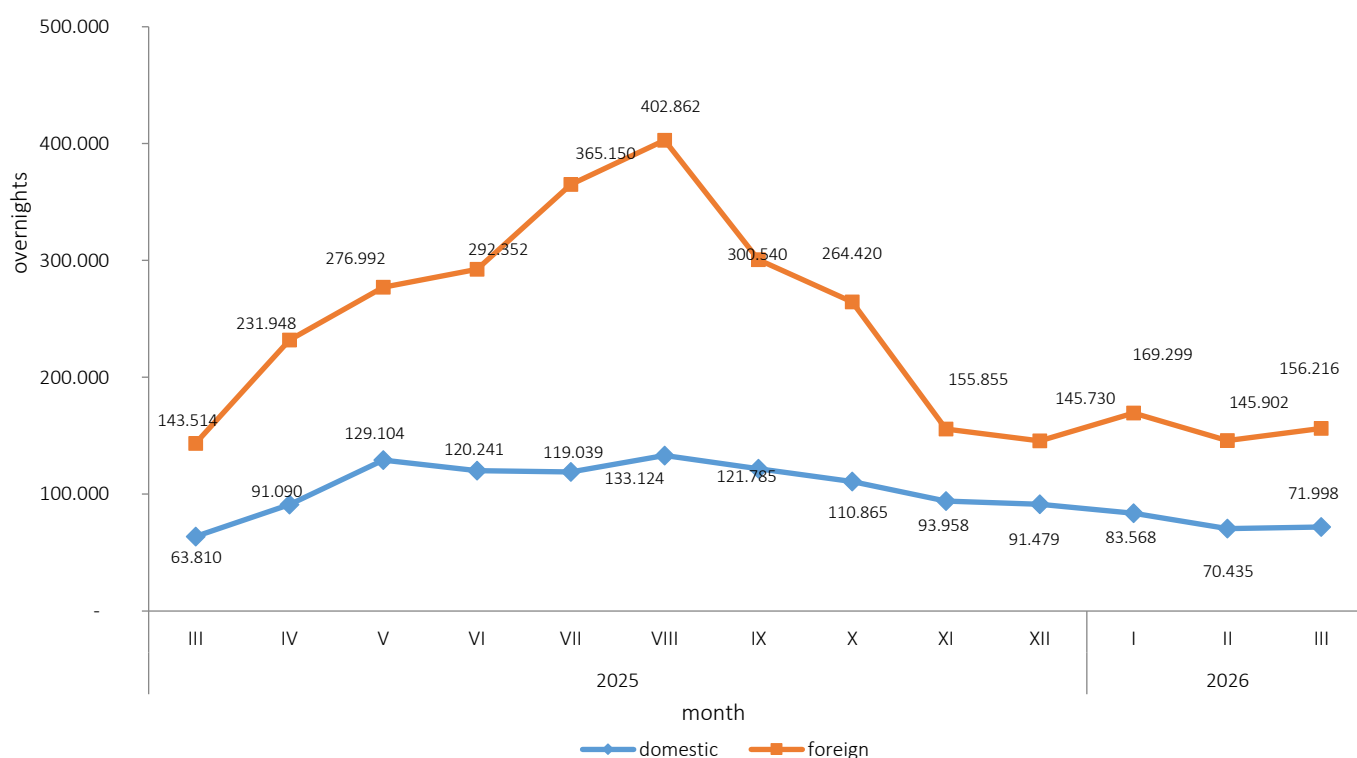
The number of overnight stays by domestic tourists in March 2026 increased by 2.2% compared to February 2026 and by 12.8% compared to March 2025.

The number of overnight stays by foreign tourists increased by 7.1% compared to February 2026 and by 8.9% compared to March 2025.

In the structure of overnight stays by foreign tourists, the highest number of overnight stays was recorded by tourists from Croatia, with a share of 26.3%, followed by tourists from Serbia with 15.6%, Slovenia with 7.8%, Türkiye with 7.2%, Italy and Germany with 4.1% each, and Montenegro with 3.2%. These countries accounted for 68.3% of the total number of overnight stays by foreign tourists, while the remaining 31.7% was recorded by tourists from other countries.

In March 2026, tourists in Bosnia and Herzegovina had at their disposal 19,939 rooms, apartments and camping places, with a total capacity of 44,093 beds. Compared to March 2025, the availability of rooms, apartments and camping places decreased by 3.0%, while the number of beds decreased by 1.9%.

**Graph 1: Tourist nights for the period March 2025. - March 2026.**

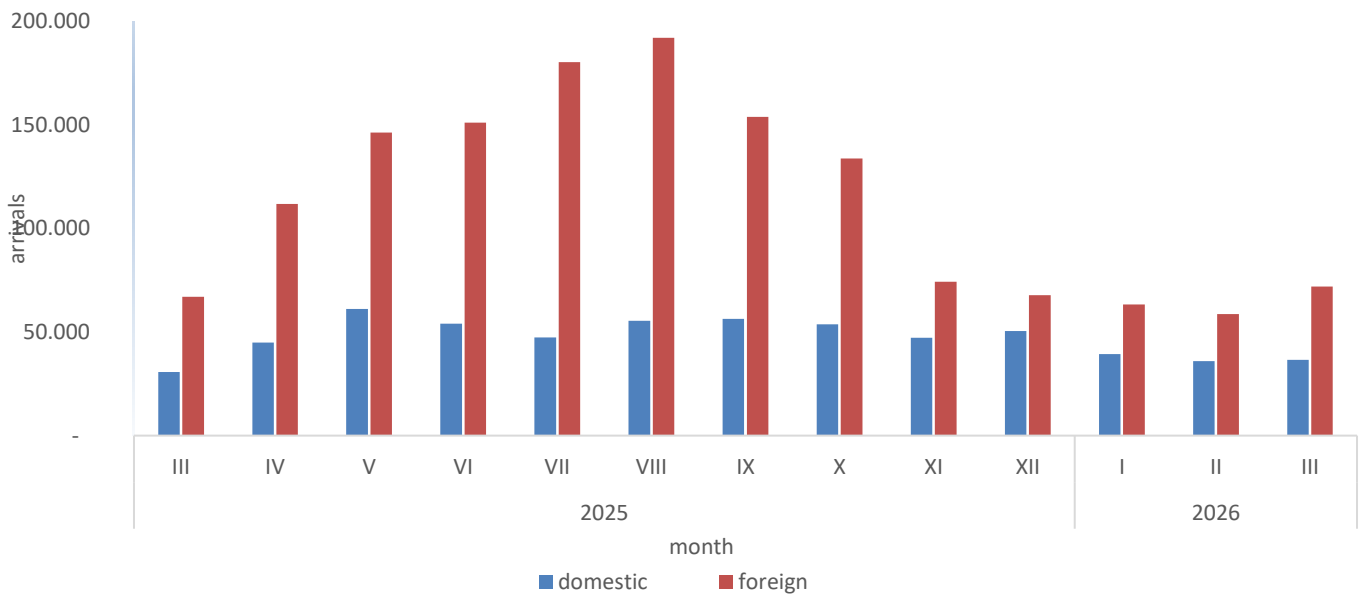


**Table 1: Tourist arrivals and overnight stays**

	Arrivals					Overnights					III 2026	
	III 2025*	II 2026	III 2026	Indicies III 2026 II 2026	Indicies III 2026 III 2025	III 2025*	II 2026	III 2026	Indicies III 2026 II 2026	Indicies III 2026 III 2025	Structure of overnights %	Average number of overnights per check-in
<b>TOTAL</b>	97.726	94.603	108.477	114,7	111,0	207.324	216.337	228.214	105,5	110,1	100,0	2,1
<b>Domestic tourists</b>	30.724	35.931	36.560	101,8	119,0	63.810	70.435	71.998	102,2	112,8	31,5	2,0
<b>Foreign tourists</b>	67.002	58.672	71.917	122,6	107,3	143.514	145.902	156.216	107,1	108,9	68,5	2,2

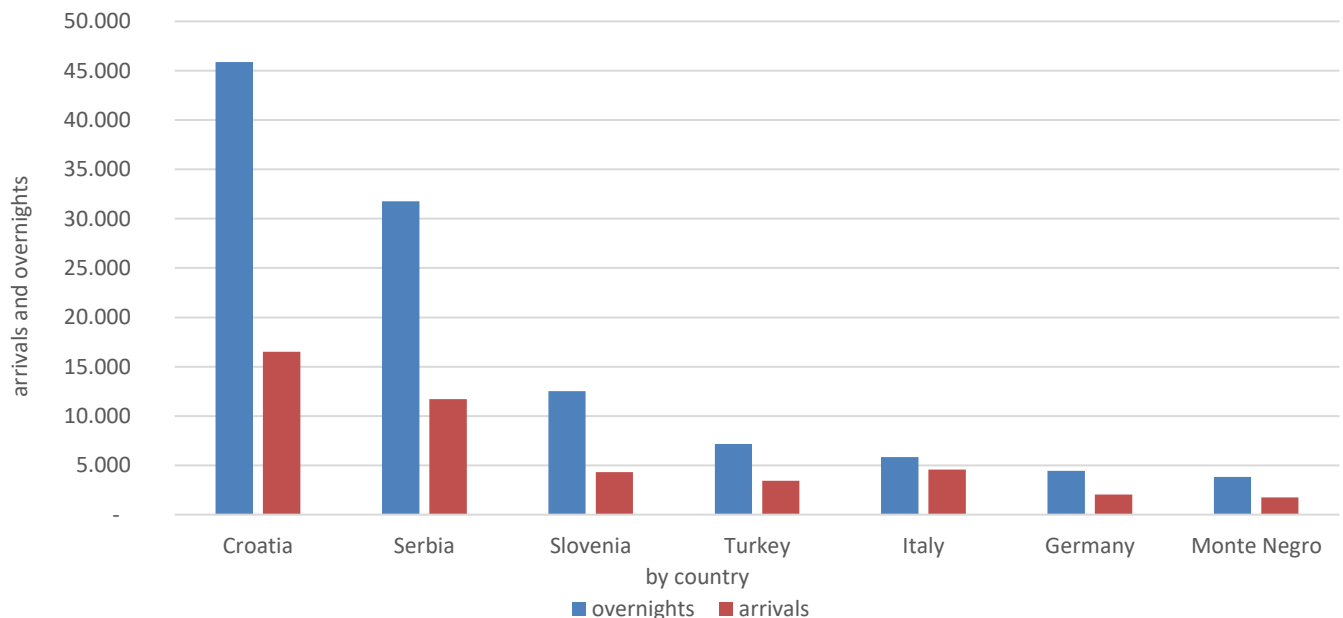
\*) final data

**Graph 2: Tourist arrivals March 2025 - March 2026.**



Regarding the length of stay of foreign tourists in Bosnia and Herzegovina, during the observed period the longest average stay was recorded by tourists from Estonia, with an average of 7.4 overnight stays per arrival, Qatar with an average of 5.7 overnight stays, and tourists from Kuwait and Oman with 4.8 overnight stays each. Tourists from New Zealand recorded an average of 4.1 overnight stays per arrival, while tourists from Ukraine recorded an average of 3.2 overnight stays. Tourists from Denmark recorded an average of 3.1 overnight stays, while tourists from Slovenia and the United Arab Emirates recorded an average of 3.0 overnight stays per arrival.

**Graph 3: Arrivals and overnight stays of foreign tourists by country of residence, March 2026.**



**Table 2: Tourist arrivals and overnight stays according to KD BiH <sup>1)</sup>**

	Arrivals					Overnight stays					II 2026
	III 2025*	II 2026	III 2026	Indicies III 2026 II 2026	Indicies III 2026 III 2025	III 2025*	II 2026	III 2026	Indicies III 2026 II 2026	Indicies III 2026 III 2025	The structure of overnights in %
<b>TOTAL</b>	<b>97.726</b>	<b>94.603</b>	<b>108.477</b>	<b>114,7</b>	<b>111,0</b>	<b>207.324</b>	<b>216.337</b>	<b>228.214</b>	<b>105,5</b>	<b>110,1</b>	<b>100,0</b>
Hotels and similar accommodation	94.943	92.465	105.934	114,6	111,6	194.435	205.695	215.660	104,8	110,9	94,5
Resorts and similar facilities for short breaks	1.887	1.549	1.711	110,5	90,7	5.754	5.073	5.771	113,8	100,3	2,5
Campsites and camping areas	143	18	166	922,2	116,1	146	29	198	682,8	135,6	0,1
Other accommodation	753	571	666	116,6	88,4	6.989	5.540	6.585	118,9	94,2	2,9
<b>Domestic tourists</b>	<b>30.724</b>	<b>35.931</b>	<b>36.560</b>	<b>101,8</b>	<b>119,0</b>	<b>63.810</b>	<b>70.435</b>	<b>71.998</b>	<b>102,2</b>	<b>112,8</b>	<b>31,5</b>
Hotels and similar accommodation	29.363	34.950	35.317	101,1	120,3	56.782	65.202	64.816	99,4	114,1	28,4
Resorts and similar facilities for short breaks	804	677	726	107,2	90,3	1.901	2.107	2.063	97,9	108,5	0,9
Campsites and camping areas	14	-	18	-	128,6	14	-	29	-	207,1	0,0
Other accommodation	543	304	499	164,1	91,9	5.113	3.126	5.090	162,8	99,6	2,2
<b>Foreign tourists</b>	<b>67.002</b>	<b>58.672</b>	<b>71.917</b>	<b>122,6</b>	<b>107,3</b>	<b>143.514</b>	<b>145.902</b>	<b>156.216</b>	<b>107,1</b>	<b>108,9</b>	<b>68,5</b>
Hotels and similar accommodation	65.580	57.515	70.617	122,8	107,7	137.653	140.493	150.844	107,4	109,6	66,1
Resorts and similar facilities for short breaks	1.083	872	985	113,0	91,0	3.853	2.966	3.708	125,0	96,2	1,6
Campsites and camping areas	129	18	148	822,2	114,7	132	29	169	582,8	128,0	0,1
Other accommodation	210	267	167	62,5	79,5	1.876	2.414	1.495	61,9	79,7	0,7

\* final data

<sup>1)</sup>Classification of activities of Bosnia and Herzegovina (BiH) 2010

Within the activity "Hotels and similar accommodation", a total of 18,326 rooms and apartments were available to tourists, which is 2.9% less compared to March 2025, as well as 40,247 beds, which is 1.7% less compared to the same month of the previous year. The net occupancy rate of rooms in March 2026 amounted to 24.9%, while the net occupancy rate of permanent beds was 17.4%. In March 2025, the net occupancy rate of rooms amounted to 22.5%, while the net occupancy rate of permanent beds was 15.3%. According to the type of accommodation establishment, the highest number of overnight stays was recorded in the activity "Hotels and similar accommodation", accounting for 94.5% of the total number of overnight stays.

**Table 3: Tourist arrivals and overnight stays by arrival method**

	Individually						Organized					
	Arrivals			Overnight stays			Arrivals			Overnight stays		
	III 2025	III 2026	Indicies III 2026 III 2025	III 2025	III 2026	Indicies III 2026 III 2025	III 2025	III 2026	Indicies III 2026 III 2025	III 2025	III 2026	Indicies III 2026 III 2025
<b>TOTAL</b>	<b>73.226</b>	<b>78.075</b>	<b>106,6</b>	<b>143.948</b>	<b>152.731</b>	<b>106,1</b>	<b>24.500</b>	<b>30.402</b>	<b>124,1</b>	<b>63.376</b>	<b>75.483</b>	<b>119,1</b>
<b>Domestic tourists</b>	<b>26.604</b>	<b>30.393</b>	<b>114,2</b>	<b>51.780</b>	<b>60.023</b>	<b>115,9</b>	<b>4.120</b>	<b>6.167</b>	<b>149,7</b>	<b>12.030</b>	<b>11.975</b>	<b>99,5</b>
<b>Foreign tourists</b>	<b>46.622</b>	<b>47.682</b>	<b>102,3</b>	<b>92.168</b>	<b>92.708</b>	<b>100,6</b>	<b>20.380</b>	<b>24.235</b>	<b>118,9</b>	<b>51.346</b>	<b>63.508</b>	<b>123,7</b>

\*) final data

**Table 4: Arrivals and overnight stays of foreign tourists by country of residence**

	Arrivals					Overnights					III 2026	
	III 2025*	II 2026	III 2026	Indicies III 2026 II 2026	Indicies III 2026 III 2025	III 2025*	II 2026	III 2026	Indicies III 2026 II 2026	Indicies III 2026 III 2025	Ovrnights structure %	Average number of overnights per check in
<b>TOTAL</b>	<b>67.002</b>	<b>58.672</b>	<b>71.917</b>	<b>122,6</b>	<b>107,3</b>	<b>143.514</b>	<b>145.902</b>	<b>156.216</b>	<b>107,1</b>	<b>108,9</b>	<b>100,0</b>	<b>2,2</b>
Albania	288	149	340	228,2	118,1	489	269	691	256,9	141,3	0,4	2,0
Austria	1.680	1.445	2.162	149,6	128,7	2.862	3.201	4.102	128,1	143,3	2,6	1,9
Belgium	156	210	189	90,0	121,2	380	481	454	94,4	119,5	0,3	2,4
Bulgaria	525	386	501	129,8	95,4	918	829	934	112,7	101,7	0,6	1,9
Montenegro	2.360	2.048	2.641	129,0	111,9	4.943	4.438	5.076	114,4	102,7	3,2	1,9
Czech Republic	248	266	310	116,5	125,0	497	526	847	161,0	170,4	0,5	2,7
Denmark	253	128	444	346,9	175,5	642	418	1.397	334,2	217,6	0,9	3,1
Estonia	42	58	23	39,7	54,8	104	125	170	136,0	163,5	0,1	7,4
Finland	83	63	90	142,9	108,4	218	113	254	224,8	116,5	0,2	2,8
France	424	357	545	152,7	128,5	878	875	1.151	131,5	131,1	0,7	2,1
Greece	278	229	413	180,3	148,6	529	528	691	130,9	130,6	0,4	1,7
Netherlands	384	398	613	154,0	159,6	864	999	1.383	138,4	160,1	0,9	2,3
Croatia	15.311	16.520	17.253	104,4	112,7	37.925	45.893	41.062	89,5	108,3	26,3	2,4
Ireland	152	181	292	161,3	192,1	359	405	666	164,4	185,5	0,4	2,3
Iceland	39	60	8	13,3	20,5	116	329	17	5,2	14,7	0,0	2,1
Italy	2.598	1.753	2.777	158,4	106,9	6.303	3.826	6.481	169,4	102,8	4,1	2,3
Cyprus	68	23	27	117,4	39,7	208	83	64	77,1	30,8	0,0	2,4
Latvia	15	12	41	341,7	273,3	25	30	108	360,0	432,0	0,1	2,6
Lithuania	53	40	52	130,0	98,1	115	95	98	103,2	85,2	0,1	1,9
Luxembourg	23	101	61	60,4	265,2	31	476	127	26,7	409,7	0,1	2,1
Hungary	622	406	937	230,8	150,6	1.001	993	1.965	197,9	196,3	1,3	2,1
Malta	12	20	32	160,0	266,7	21	28	94	335,7	447,6	0,1	2,9
Norway	284	122	287	235,2	101,1	838	266	546	205,3	65,2	0,3	1,9
Germany	1.952	1.669	2.953	176,9	151,3	4.275	3.666	6.459	176,2	151,1	4,1	2,2
Poland	482	323	597	184,8	123,9	1.148	810	1.263	155,9	110,0	0,8	2,1
Portugal	97	48	92	191,7	94,8	183	106	198	186,8	108,2	0,1	2,2
Romania	347	237	385	162,4	111,0	835	846	838	99,1	100,4	0,5	2,2
Russian Federation	770	707	919	130,0	119,4	1.402	1.600	1.692	105,8	120,7	1,1	1,8
North Macedonia	794	494	1.293	261,7	162,8	1.579	1.022	2.475	242,2	156,7	1,6	1,9
Slovakia	220	225	196	87,1	89,1	529	712	380	53,4	71,8	0,2	1,9
Slovenia	4.369	4.300	4.053	94,3	92,8	12.654	12.529	12.153	97,0	96,0	7,8	3,0

(continued on next page)

(continued)

	Arrivals					Overnights					III 2026	
	III 2025*	II 2026	III 2026	Indicies III 2026 II 2026	Indicies III 2026 III 2025	III 2025*	II 2026	III 2026	Indicies III 2026 II 2026	Indicies III 2026 III 2025	Ovrnights structure %	Average number of overnights per check in
Serbia	10.351	11.694	12.229	104,6	118,1	20.738	31.777	24.408	76,8	117,7	15,6	2,0
Spain	322	228	1.115	489,0	346,3	828	459	2.488	542,0	300,5	1,6	2,2
Switzerland (including Liechtenstein)	424	536	658	122,8	155,2	877	1.182	1.478	125,0	168,5	0,9	2,2
Sweden	556	418	648	155,0	116,5	1.521	1.102	1.701	154,4	111,8	1,1	2,6
Turkey	6.843	3.443	6.164	179,0	90,1	11.267	7.175	11.198	156,1	99,4	7,2	1,8
United Kingdom	1.351	1.118	1.223	109,4	90,5	3.608	2.641	2.990	113,2	82,9	1,9	2,4
Ukraine	156	186	190	102,2	121,8	344	391	609	155,8	177,0	0,4	3,2
Other European countries	204	128	240	187,5	117,6	356	223	458	205,4	128,7	0,3	1,9
Egypt	39	40	85	212,5	217,9	146	127	203	159,8	139,0	0,1	2,4
South Africa	12	42	21	50,0	175,0	32	350	57	16,3	178,1	0,0	2,7
Other African countries	51	63	98	155,6	192,2	200	180	310	172,2	155,0	0,2	3,2
Canada	264	153	248	162,1	93,9	543	303	545	179,9	100,4	0,3	2,2
USA	1.828	867	2.090	241,1	114,3	4.856	1.929	4.781	247,8	98,5	3,1	2,3
Other Northern American countries	212	29	147	506,9	69,3	442	50	262	524,0	59,3	0,2	1,8
Brazil	158	74	88	118,9	55,7	364	195	220	112,8	60,4	0,1	2,5
Other Southern and Central American countries	313	131	331	252,7	105,8	1.095	274	931	339,8	85,0	0,6	2,8
Bahrain	7	11	4	36,4	57,1	16	19	9	47,4	56,3	0,0	2,3
India	200	94	122	129,8	61,0	411	182	238	130,8	57,9	0,2	2,0
Iran	14	12	16	133,3	114,3	28	38	35	92,1	125,0	0,0	2,2
Israel	191	48	55	114,6	28,8	282	143	110	76,9	39,0	0,1	2,0
Japan	186	81	184	227,2	98,9	363	189	288	152,4	79,3	0,2	1,6
Republic of Korea	138	147	197	134,0	142,8	215	238	232	97,5	107,9	0,1	1,2
Qatar	23	13	17	130,8	73,9	96	31	97	312,9	101,0	0,1	5,7
China	6.018	4.562	3.298	72,3	54,8	7.177	5.840	4.393	75,2	61,2	2,8	1,3
Kuwait	131	57	5	8,8	3,8	351	183	24	13,1	6,8	0,0	4,8
Malaysia	186	238	332	139,5	178,5	266	487	568	116,6	213,5	0,4	1,7
Oman	14	5	5	100,0	35,7	42	12	24	200,0	57,1	0,0	4,8
Saudi Arabia	107	137	199	145,3	186,0	329	441	395	89,6	120,1	0,3	2,0
United Arab Emirates	219	160	75	46,9	34,2	430	461	223	48,4	51,9	0,1	3,0
Other Asian countries	1.091	831	992	119,4	90,9	2.554	2.362	2.536	107,4	99,3	1,6	2,6
Australia	375	101	212	209,9	56,5	716	288	379	131,6	52,9	0,2	1,8
New Zealand	30	15	24	160,0	80,0	86	46	99	215,2	115,1	0,1	4,1
Other countries of Oceania	59	32	79	246,9	133,9	64	67	91	135,8	142,2	0,1	1,2

final data

1) Indicies higher than 999

- no occurrence

## METHODOLOGICAL EXPLANATIONS

### The purpose of the statistical survey

The purpose of the statistical survey is to monitor the tourist activity realised in commercial accommodation establishments and to provide internationally comparable BiH's tourism statistics in accordance with current EU Regulations for the tourism statistics.

### Observation units

Observation units are all business entities /legal units which are, by the main activity, registered in accommodation activity (division 55 - KD BiH 2010), persons as well as households that rent accommodation establishments to tourists. For the purpose of the survey, Classification of Activities in Bosnia and Herzegovina - KD BiH 2010 was used, and it is fully compliant with the European Classification of Economic Activities - NACE Rev. 2.

### Coverage

Reporting units are all business entities (enterprises, craftsmen, cooperatives, institutions, associations etc.) and their constituent units that are registered according to KD BiH 2010 under section: 55.1 (hotels and similar accommodation), 55.2 (holiday and other short - stay accommodation), 55.3 (camps and camping grounds), 55.9 (other uncategorised accommodation), health care institutions in which person themselves bear the fee for medical rehabilitation or their stay; business entities that deal with the mediation of accommodation of guests in households, houses, camps, apartments and rooms which are directly rented by private persons/households. Survey covers the entire territory of Bosnia and Herzegovina.

### Source and methods of data collection

Data on tourist's turnover (number of tourist arrivals and tourist nights) are collected from regular monthly report (TU-11 form). Reports are usually made based on reception records in guest books, entities and their parts engaged in organizing and arranging of tourists.

### Data revision

Regular press releases on tourism are published in monthly dynamics and contain preliminary / first results until the final data are published.

The first regular revision of data implies that, when publishing data for the next month, the published data from the previous month (t-1) are revised in accordance with the information submitted by the reporting unit. The second regular revision of previously published data is the annual revision, which includes all changes in the data submitted after the first revision, in order to ensure the accuracy of the published data.

The press release clearly indicates what the data are, so that users of the statistics can interpret them correctly. If new statistical standards and concepts are introduced, changes in the research methodology are made, it is necessary to revise the data to ensure the consistency and comparability of data from previous historical series and new data series. Users will be informed about changes in data and reasons in an appropriate and transparent manner, in regular monthly press releases and other publications for the public, as well as on the website of the BiH Agency for Statistics ([www.bhas.gov.ba](http://www.bhas.gov.ba)).

## DEFINITIONS

**Tourism** means the activity of visitors taking a trip to a main destination outside their usual environment for less than a year, for leisure, business or other personal purpose other than to be employed by a resident entity in the place visited.

**Tourist** is every person who, outside his place of permanent residence, spends one night in a hotel or some other accommodation facility for reasons of rest, recreation, health, study, sport, religion, family, business, public tasks or meeting.

**Residence** is a place where a person came with the intention of permanent stay. A tourist is registered in every place or establishment where he stays and, therefore, in case he/she changes the place or establishment, he/she must register again, which results in data ambiguity. Consequently, the statistics register the number of tourist arrivals and not the number of tourists.

**A domestic tourist** is a person with permanent residence in the BiH who spends at least one night in a hotel or some other accommodation establishment outside their place or residence.

**Foreign tourist** is every person with permanent residence outside in BiH who temporarily resides in BiH and who spends at least one night in a hotel or some other accommodation establishment.

**Tourist arrivals** refer to the number of persons (tourists) who arrived and registered their stay in an accommodation establishment.

**Tourist nights** refer to every registered overnight stay of a person (tourist) in an accommodation establishment.

**Accommodation capacities** are presented as the number of rooms, apartments and camping sites, and the number of permanent beds.

**Permanent beds** are those that are regularly ready-made for renting to guests.

**Occupancy rate of permanent beds (net)** in the reference period is obtained by dividing the total number of nights by the number of beds on offer and the number of days when the beds are available for use during the reference period. The data are expressed as a percentage.

**Occupancy rate of bedrooms (net)** in the reference period is obtained by dividing the total number of bedrooms used during the reference period by the number of bedrooms available for use during the reference period. The data is expressed as a percentage.

**Organization of tourist arrivals** represent the way of organising tourist arrangements. Depending on the way of organising, tourist arrangement can be individual or organised (travel agencies).

### **Symbols**

- no occurrence

0.0 value not zero but less than 0.05

1) Indices greater than 999

Published by the Agency for Statistics of Bosnia and Herzegovina, 71000 Sarajevo, Zelenih beretki 26

Phone: +387 (33) 911 911 | Fax: +387 (33) 220 622

Email: [bhas@bhas.gov.ba](mailto:bhas@bhas.gov.ba) | Website: [www.bhas.gov.ba](http://www.bhas.gov.ba)

Vesna Čužić, Director

Press release prepared by: Azra Bander Demirović and Mirza Agić



Please consider the environment before printing this document.