



FIRST RELEASE



You are required to specify a data source when allowed in your product or application.

YEAR XX

SARAJEVO, 09.06.2026.

NUMBER 4

BUSINESS STATISTICS

Tourism, April 2026

In April 2026, tourists in Bosnia and Herzegovina recorded 160,780 arrivals, which is 48.2% more compared to March 2026 and 2.5% more compared to April 2025.

Tourists recorded 324,184 overnight stays, which is 42.1% more compared to March 2026 and 0.4% more compared to April 2025. In the structure of total overnight stays, domestic tourists accounted for 30.9%, while foreign tourists accounted for 69.1%.

The number of overnight stays by domestic tourists in April 2026 was 39.2% higher compared to March 2026 and 10.0% higher compared to April 2025.

The number of overnight stays by foreign tourists was 43.4% higher compared to March 2026 and 3.4% lower compared to April 2025.

In the structure of overnight stays by foreign tourists, the highest number of overnight stays was recorded by tourists from Croatia, with a share of 15.0%, followed by tourists from Serbia with 13.6%, Slovenia with 8.9%, Türkiye with 7.1%, Germany with 5.5%, the United States of America with 4.1%, and Italy with 3.5%. These countries accounted for 57.7% of the total number of overnight stays by foreign tourists, while the remaining 42.3% was recorded by tourists from other countries.

In April 2026, tourists in Bosnia and Herzegovina had at their disposal 21,148 rooms, apartments and camping places, with a total capacity of 47,778 beds. Compared to April 2025, the availability of rooms, apartments and camping places decreased by 1.1%, while the number of beds remained almost unchanged.

Graph 1: Tourist nights for the period April 2025. - April 2026.

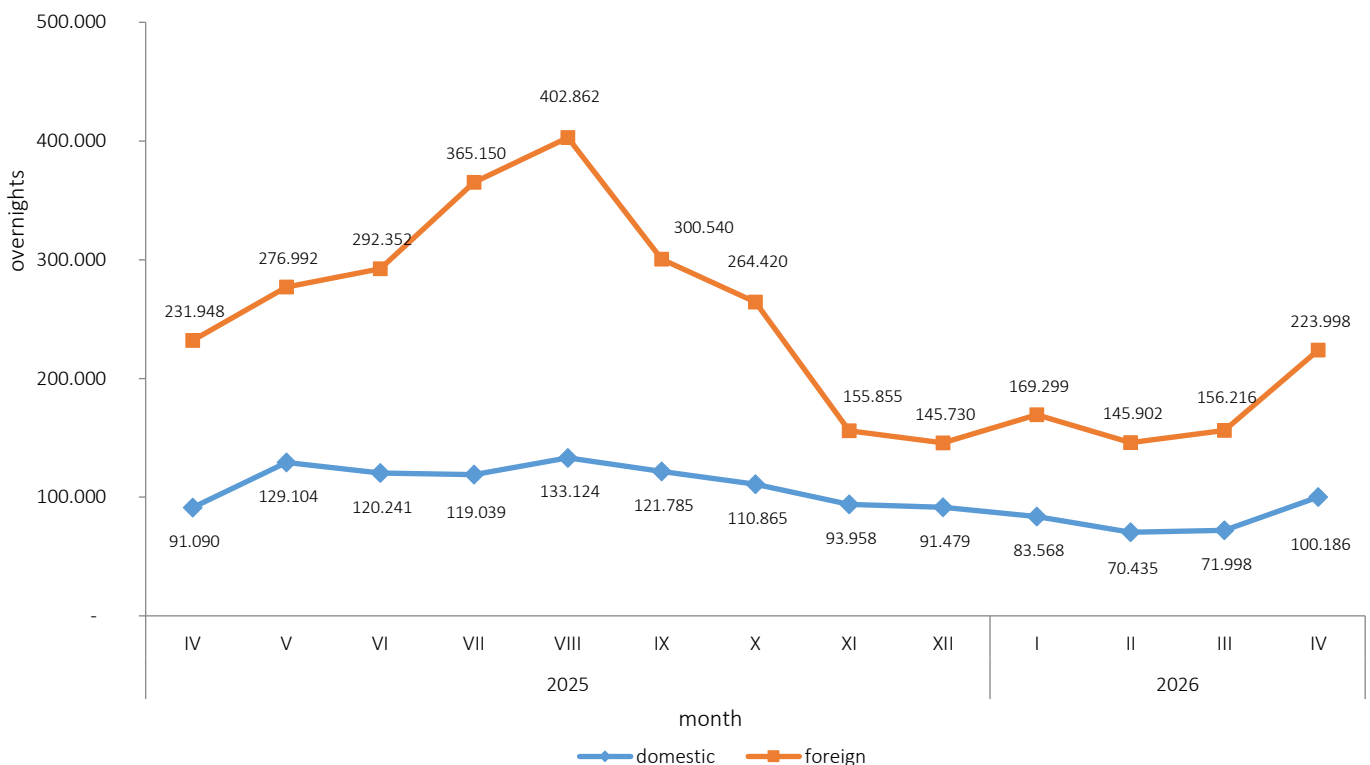
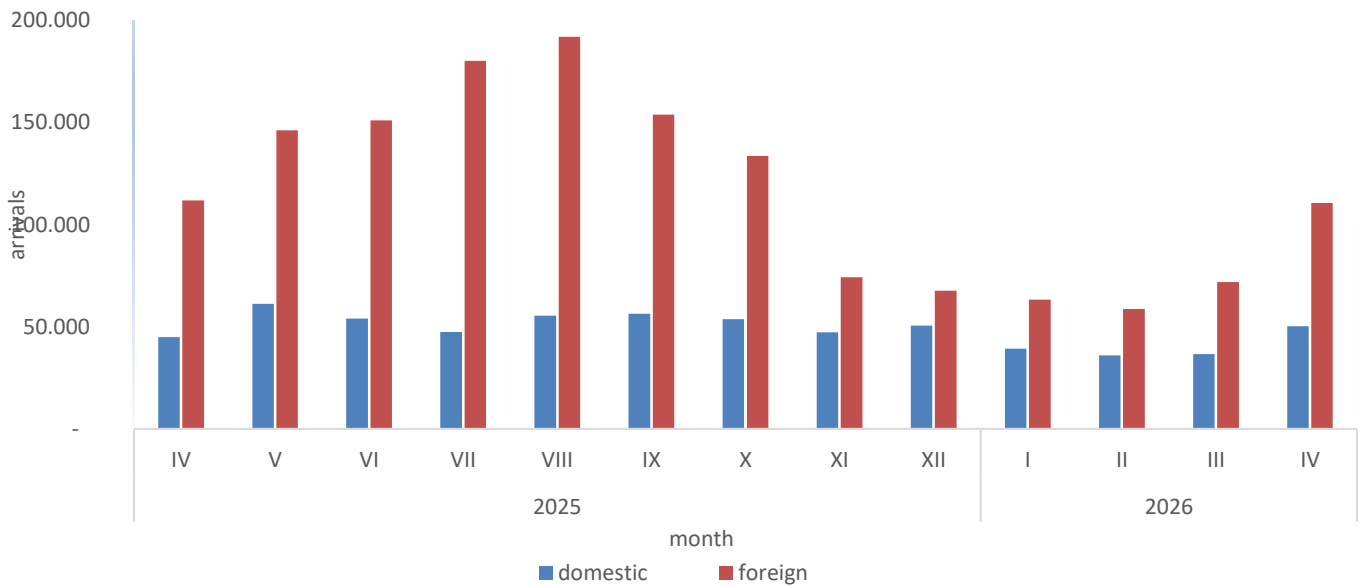


Table 1: Tourist arrivals and overnight stays

	Arrivals					Overnights					IV 2026	
	IV 2025*	III 2026	IV 2026	Indicies IV 2026 III 2026	Indicies IV 2026 IV 2025	IV 2025*	III 2026	IV 2026	Indicies IV 2026 III 2026	Indicies IV 2026 IV 2025	Structure of overnights %	Average number of overnights per check-in
TOTAL	156.787	108.477	160.780	148,2	102,5	323.038	228.214	324.184	142,1	100,4	100,0	2,0
Domestic tourists	44.936	36.560	50.194	137,3	111,7	91.090	71.998	100.186	139,2	110,0	30,9	2,0
Foreign tourists	111.851	71.917	110.586	153,8	98,9	231.948	156.216	223.998	143,4	96,6	69,1	2,0

*) final data

Graph 2: Tourist arrivals April 2025. - April 2026.



Regarding the length of stay of foreign tourists in Bosnia and Herzegovina, during the observed period the longest average stay was recorded by tourists from Egypt, with an average of 4.1 overnight stays per arrival. They are followed by tourists from the United Arab Emirates with an average of 2.9 overnight stays, and tourists from Denmark and Lithuania with 2.8 overnight stays each. Tourists from France and Malta recorded an average of 2.7 overnight stays per arrival, while tourists from Cyprus, Sweden and Belgium recorded an average of 2.5 overnight stays.

Graph 3: Arrivals and overnight stays of foreign tourists by country of residence, April 2026.

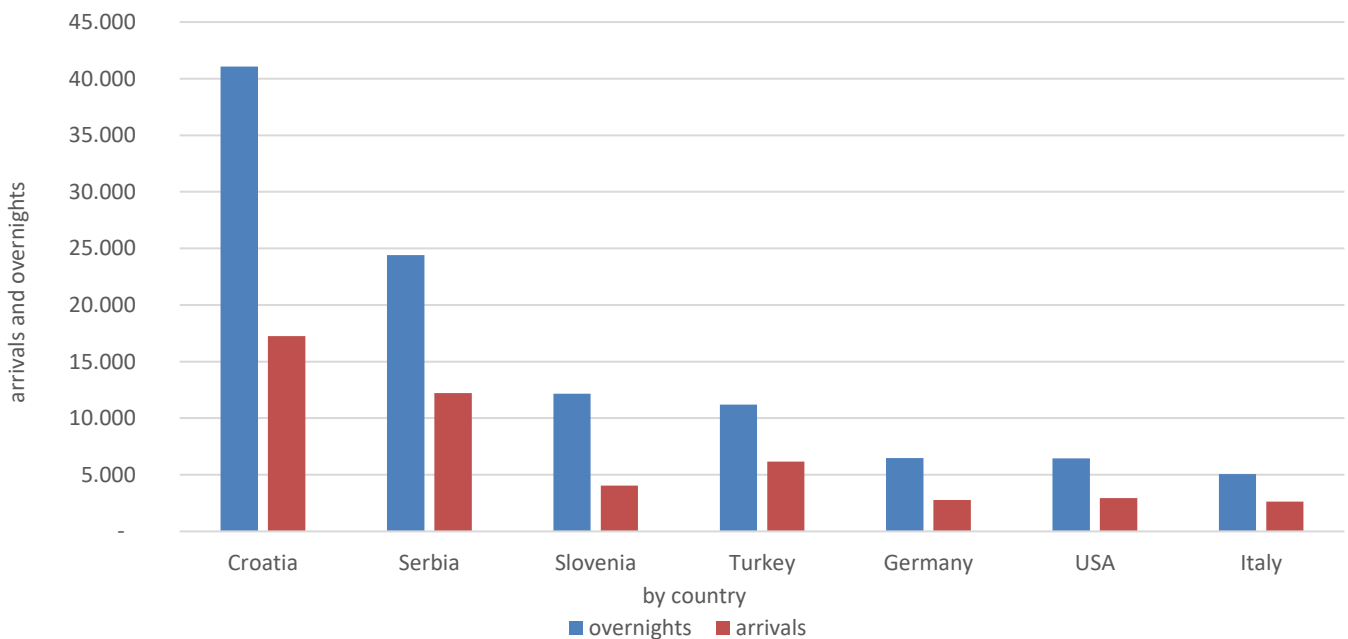


Table 2: Tourist arrivals and overnight stays according to KD BiH ¹⁾

	Arrivals					Overnight stays					IV 2026
	IV 2025*	III 2026	IV 2026	Indicies IV 2026 III 2026	Indicies IV 2026 IV 2025	IV 2025*	III 2026	IV 2026	Indicies IV 2026 III 2026	Indicies IV 2026 IV 2025	The structure of overnight s in %
TOTAL	156.787	108.477	160.780	148,2	102,5	323.038	228.214	324.184	142,1	100,4	100,0
Hotels and similar accommodation	152.066	105.934	156.586	147,8	103,0	304.866	215.660	306.891	142,3	100,7	94,7
Resorts and similar facilities for short breaks	3.471	1.711	3.123	182,5	90,0	10.471	5.771	9.435	163,5	90,1	2,9
Campsites and camping areas	426	166	318	191,6	74,6	695	198	504	254,5	72,5	0,2
Other accommodation	824	666	753	113,1	91,4	7.006	6.585	7.354	111,7	105,0	2,3
Domestic tourists	44.936	36.560	50.194	137,3	111,7	91.090	71.998	100.186	139,2	110,0	30,9
Hotels and similar accommodation	43.180	35.317	48.427	137,1	112,2	82.942	64.816	90.719	140,0	109,4	28,0
Resorts and similar facilities for short breaks	1.075	726	1.108	152,6	103,1	2.649	2.063	3.081	149,3	116,3	1,0
Campsites and camping areas	85	18	34	188,9	40,0	104	29	60	206,9	57,7	0,0
Other accommodation	596	499	625	125,3	104,9	5.395	5.090	6.326	124,3	117,3	2,0
Foreign tourists	111.851	71.917	110.586	153,8	98,9	231.948	156.216	223.998	143,4	96,6	69,1
Hotels and similar accommodation	108.886	70.617	108.159	153,2	99,3	221.924	150.844	216.172	143,3	97,4	66,7
Resorts and similar facilities for short breaks	2.396	985	2.015	204,6	84,1	7.822	3.708	6.354	171,4	81,2	2,0
Campsites and camping areas	341	148	284	191,9	83,3	591	169	444	262,7	75,1	0,1
Other accommodation	228	167	128	76,6	56,1	1.611	1.495	1.028	68,8	63,8	0,3

* final data

¹⁾Classification of activities of Bosnia and Herzegovina (BiH) 2010

Within the activity "Hotels and similar accommodation", tourists had at their disposal a total of 19,279 rooms and apartments, which is 1.0% less than in April 2025, as well as 42,197 beds, which is 0.2% more compared to the same month of the previous year. The occupancy rate of rooms in April 2026 amounted to 32.9%, while the occupancy rate of permanent beds was 24.5%. In April 2025, the occupancy rate of rooms was 32.3%, while the occupancy rate of permanent beds was 24.2%. According to the type of accommodation establishment, the highest number of overnight stays was recorded within the activity "Hotels and similar accommodation", accounting for 94.7% of the total number of overnight stays.

Table 3: Tourist arrivals and overnight stays by arrival method

	Individually						Organized					
	Arrivals			Overnight stays			Arrivals			Overnight stays		
	IV 2025	IV 2026	Indicies IV 2026 IV 2025	IV 2025	IV 2026	Indicies IV 2026 IV 2025	IV 2025	IV 2026	Indicies IV 2026 IV 2025	IV 2025	IV 2026	Indicies IV 2026 IV 2025
TOTAL	113.443	111.393	98,2	228.166	214.748	94,1	43.344	49.387	113,9	94.872	109.436	115,4
Domestic tourists	38.538	40.341	104,7	76.817	78.215	101,8	6.398	9.853	154,0	14.273	21.971	153,9
Foreign tourists	74.905	71.052	94,9	151.349	136.533	90,2	36.946	39.534	107,0	80.599	87.465	108,5

*) final data

Table 4: Arrivals and overnight stays of foreign tourists by country of residence

	Arrivals					Overnights					IV 2026	
	IV 2025*	III 2026	IV 2026	Indicies IV 2026 III 2026	Indicies IV 2026 IV 2025	IV 2025*	III 2026	IV 2026	Indicies IV 2026 III 2026	Indicies IV 2026 IV 2025	Ovrnights structure %	Average number of overnights per check in
TOTAL	111.851	71.917	110.586	153,8	98,9	231.948	156.216	223.998	143,4	96,6	100,0	2,0
Albania	228	340	266	78,2	116,7	539	691	529	76,6	98,1	0,2	2,0
Austria	3.790	2.162	3.242	150,0	85,5	6.866	4.102	5.931	144,6	86,4	2,6	1,8
Belgium	581	189	603	319,0	103,8	1.378	454	1.478	325,6	107,3	0,7	2,5
Bulgaria	1.024	501	2.453	489,6	239,6	2.361	934	5.851	626,4	247,8	2,6	2,4
Montenegro	2.814	2.641	2.900	109,8	103,1	5.504	5.076	5.305	104,5	96,4	2,4	1,8
Czech Republic	697	310	691	222,9	99,1	1.696	847	1.548	182,8	91,3	0,7	2,2
Denmark	500	444	601	135,4	120,2	1.454	1.397	1.703	121,9	117,1	0,8	2,8
Estonia	26	23	51	221,7	196,2	67	170	90	52,9	134,3	0,0	1,8
Finland	179	90	259	287,8	144,7	599	254	574	226,0	95,8	0,3	2,2
France	1.488	545	1.865	342,2	125,3	4.235	1.151	5.117	444,6	120,8	2,3	2,7
Greece	468	413	992	240,2	212,0	829	691	1.746	252,7	210,6	0,8	1,8
Netherlands	1.584	613	3.415	557,1	215,6	3.801	1.383	7.294	527,4	191,9	3,3	2,1
Croatia	12.910	17.253	14.965	86,7	115,9	30.983	41.062	33.503	81,6	108,1	15,0	2,2
Ireland	466	292	622	213,0	133,5	2.053	666	1.130	169,7	55,0	0,5	1,8
Iceland	42	8	40	500,0	95,2	285	17	92	541,2	32,3	0,0	2,3
Italy	4.479	2.777	3.941	141,9	88,0	10.338	6.481	7.876	121,5	76,2	3,5	2,0
Cyprus	46	27	77	285,2	167,4	133	64	195	304,7	146,6	0,1	2,5
Latvia	94	41	74	180,5	78,7	207	108	148	137,0	71,5	0,1	2,0
Lithuania	128	52	124	238,5	96,9	184	98	346	353,1	188,0	0,2	2,8
Luxembourg	106	61	90	147,5	84,9	266	127	191	150,4	71,8	0,1	2,1
Hungary	1.502	937	1.841	196,5	122,6	3.010	1.965	3.191	162,4	106,0	1,4	1,7
Malta	110	32	20	62,5	18,2	201	94	54	57,4	26,9	0,0	2,7
Norway	447	287	509	177,4	113,9	1.580	546	1.006	184,2	63,7	0,4	2,0
Germany	5.549	2.953	5.725	193,9	103,2	11.995	6.459	12.377	191,6	103,2	5,5	2,2
Poland	1.920	597	2.734	458,0	142,4	4.475	1.263	5.583	442,0	124,8	2,5	2,0
Portugal	175	92	321	348,9	183,4	309	198	607	306,6	196,4	0,3	1,9
Romania	840	385	468	121,6	55,7	2.066	838	1.025	122,3	49,6	0,5	2,2
Russian Federation	1.100	919	1.490	162,1	135,5	2.072	1.692	2.751	162,6	132,8	1,2	1,8
North Macedonia	1.524	1.293	1.484	114,8	97,4	2.818	2.475	2.725	110,1	96,7	1,2	1,8
Slovakia	636	196	547	279,1	86,0	1.608	380	1.086	285,8	67,5	0,5	2,0
Slovenia	8.495	4.053	8.760	216,1	103,1	18.512	12.153	19.852	163,4	107,2	8,9	2,3

(continued on next page)

(continued)

	Arrivals					Overnights					IV 2026	
	IV 2025*	III 2026	IV 2026	Indicies IV 2026 III 2026	Indicies IV 2026 IV 2025	IV 2025*	III 2026	IV 2026	Indicies IV 2026 III 2026	Indicies IV 2026 IV 2025	Ovrnights structure %	Average number of overnights per check in
Serbia	12.185	12.229	16.116	131,8	132,3	24.142	24.408	30.422	124,6	126,0	13,6	1,9
Spain	1.824	1.115	1.173	105,2	64,3	4.122	2.488	2.572	103,4	62,4	1,1	2,2
Switzerland (including Liechtenstein)	1.413	658	1.696	257,8	120,0	3.181	1.478	3.681	249,1	115,7	1,6	2,2
Sweden	1.273	648	1.341	206,9	105,3	3.200	1.701	3.324	195,4	103,9	1,5	2,5
Turkey	15.454	6.164	9.912	160,8	64,1	22.316	11.198	15.926	142,2	71,4	7,1	1,6
United Kingdom	2.545	1.223	2.202	180,0	86,5	6.351	2.990	5.328	178,2	83,9	2,4	2,4
Ukraine	277	190	164	86,3	59,2	784	609	321	52,7	40,9	0,1	2,0
Other European countries	478	240	502	209,2	105,0	1.366	458	1.459	318,6	106,8	0,7	2,9
Egypt	70	85	173	203,5	247,1	284	203	707	348,3	248,9	0,3	4,1
South Africa	36	21	30	142,9	83,3	107	57	68	119,3	63,6	0,0	2,3
Other African countries	188	98	165	168,4	87,8	608	310	629	202,9	103,5	0,3	3,8
Canada	473	248	674	271,8	142,5	1.006	545	1.317	241,7	130,9	0,6	2,0
USA	3.345	2.090	3.857	184,5	115,3	7.995	4.781	9.185	192,1	114,9	4,1	2,4
Other Northern American countries	280	147	325	221,1	116,1	613	262	513	195,8	83,7	0,2	1,6
Brazil	277	88	346	393,2	124,9	531	220	612	278,2	115,3	0,3	1,8
Other Southern and Central American countries	649	331	735	222,1	113,3	1.399	931	1.575	169,2	112,6	0,7	2,1
Bahrain	20	4	7	175,0	35,0	71	9	9	100,0	12,7	0,0	1,3
India	375	122	134	109,8	35,7	665	238	299	125,6	45,0	0,1	2,2
Iran	21	16	13	81,3	61,9	66	35	24	68,6	36,4	0,0	1,8
Israel	1.540	55	61	110,9	4,0	3.503	110	129	117,3	3,7	0,1	2,1
Japan	290	184	375	203,8	129,3	430	288	557	193,4	129,5	0,2	1,5
Republic of Korea	441	197	517	262,4	117,2	508	232	632	272,4	124,4	0,3	1,2
Qatar	108	17	57	335,3	52,8	482	97	105	108,2	21,8	0,0	1,8
China	7.807	3.298	4.991	151,3	63,9	9.053	4.393	6.690	152,3	73,9	3,0	1,3
Kuwait	642	5	12	240,0	1,9	2.263	24	27	112,5	1,2	0,0	2,3
Malaysia	865	332	1.070	322,3	123,7	1.206	568	1.422	250,4	117,9	0,6	1,3
Oman	148	5	162	1)	109,5	341	24	235	979,2	68,9	0,1	1,5
Saudi Arabia	756	199	457	229,6	60,4	1.761	395	1.078	272,9	61,2	0,5	2,4
United Arab Emirates	1.523	75	152	202,7	10,0	5.733	223	440	197,3	7,7	0,2	2,9
Other Asian countries	2.062	992	1.530	154,2	74,2	4.244	2.536	2.885	113,8	68,0	1,3	1,9
Australia	348	212	380	179,2	109,2	778	379	723	190,8	92,9	0,3	1,9
New Zealand	63	24	53	220,8	84,1	258	99	117	118,2	45,3	0,1	2,2
Other countries of Oceania	127	79	34	43,0	26,8	157	91	83	91,2	52,9	0,0	2,4

final data

1) Indicies higher than 999

- no occurrence

METHODOLOGICAL EXPLANATIONS

The purpose of the statistical survey

The purpose of the statistical survey is to monitor the tourist activity realised in commercial accommodation establishments and to provide internationally comparable BiH's tourism statistics in accordance with current EU Regulations for the tourism statistics.

Observation units

Observation units are all business entities /legal units which are, by the main activity, registered in accommodation activity (division 55 - KD BiH 2010), persons as well as households that rent accommodation establishments to tourists. For the purpose of the survey, Classification of Activities in Bosnia and Herzegovina - KD BiH 2010 was used, and it is fully compliant with the European Classification of Economic Activities - NACE Rev. 2.

Coverage

Reporting units are all business entities (enterprises, craftsmen, cooperatives, institutions, associations etc.) and their constituent units that are registered according to KD BiH 2010 under section: 55.1 (hotels and similar accommodation), 55.2 (holiday and other short - stay accommodation), 55.3 (camps and camping grounds), 55.9 (other uncategorised accommodation), health care institutions in which person themselves bear the fee for medical rehabilitation or their stay; business entities that deal with the mediation of accommodation of guests in households, houses, camps, apartments and rooms which are directly rented by private persons/households. Survey covers the entire territory of Bosnia and Herzegovina.

Source and methods of data collection

Data on tourist's turnover (number of tourist arrivals and tourist nights) are collected from regular monthly report (TU-11 form). Reports are usually made based on reception records in guest books, entities and their parts engaged in organizing and arranging of tourists.

Data revision

Regular press releases on tourism are published in monthly dynamics and contain preliminary / first results until the final data are published.

The first regular revision of data implies that, when publishing data for the next month, the published data from the previous month (t-1) are revised in accordance with the information submitted by the reporting unit. The second regular revision of previously published data is the annual revision, which includes all changes in the data submitted after the first revision, in order to ensure the accuracy of the published data.

The press release clearly indicates what the data are, so that users of the statistics can interpret them correctly. If new statistical standards and concepts are introduced, changes in the research methodology are made, it is necessary to revise the data to ensure the consistency and comparability of data from previous historical series and new data series. Users will be informed about changes in data and reasons in an appropriate and transparent manner, in regular monthly press releases and other publications for the public, as well as on the website of the BiH Agency for Statistics (www.bhas.gov.ba).

DEFINITIONS

Tourism means the activity of visitors taking a trip to a main destination outside their usual environment for less than a year, for leisure, business or other personal purpose other than to be employed by a resident entity in the place visited.

Tourist is every person who, outside his place of permanent residence, spends one night in a hotel or some other accommodation facility for reasons of rest, recreation, health, study, sport, religion, family, business, public tasks or meeting.

Residence is a place where a person came with the intention of permanent stay. A tourist is registered in every place or establishment where he stays and, therefore, in case he/she changes the place or establishment, he/she must register again, which results in data ambiguity. Consequently, the statistics register the number of tourist arrivals and not the number of tourists.

A domestic tourist is a person with permanent residence in the BiH who spends at least one night in a hotel or some other accommodation establishment outside their place or residence.

Foreign tourist is every person with permanent residence outside in BiH who temporarily resides in BiH and who spends at least one night in a hotel or some other accommodation establishment.

Tourist arrivals refer to the number of persons (tourists) who arrived and registered their stay in an accommodation establishment.

Tourist nights refer to every registered overnight stay of a person (tourist) in an accommodation establishment.

Accommodation capacities are presented as the number of rooms, apartments and camping sites, and the number of permanent beds.

Permanent beds are those that are regularly ready-made for renting to guests.

Occupancy rate of permanent beds (net) in the reference period is obtained by dividing the total number of nights by the number of beds on offer and the number of days when the beds are available for use during the reference period. The data are expressed as a percentage.

Occupancy rate of bedrooms (net) in the reference period is obtained by dividing the total number of bedrooms used during the reference period by the number of bedrooms available for use during the reference period. The data is expressed as a percentage.

Organization of tourist arrivals represent the way of organising tourist arrangements. Depending on the way of organising, tourist arrangement can be individual or organised (travel agencies).

Symbols

- no occurrence

0.0 value not zero but less than 0.05

1) Indices greater than 999

Published by the Agency for Statistics of Bosnia and Herzegovina, 71000 Sarajevo, Zelenih beretki 26

Phone: +387 (33) 911 911 | Fax: +387 (33) 220 622

Email: bhas@bhas.gov.ba | Website: www.bhas.gov.ba

Vesna Ćužić, Director

Press release prepared by: Azra Bander Demirović and Mirza Agić



Please consider the environment before printing this document.