



# FIRST RELEASE



You are required to specify a data source when allowed in your product or application.

YEAR XX

SARAJEVO, 08.07.2026.

NUMBER 5

## BUSINESS STATISTICS

### Tourism, May 2026

In Bosnia and Herzegovina in May 2026, tourists recorded 202,742 arrivals, which is 26.1% higher compared to April 2026 and 2,3% lower compared to May 2025.

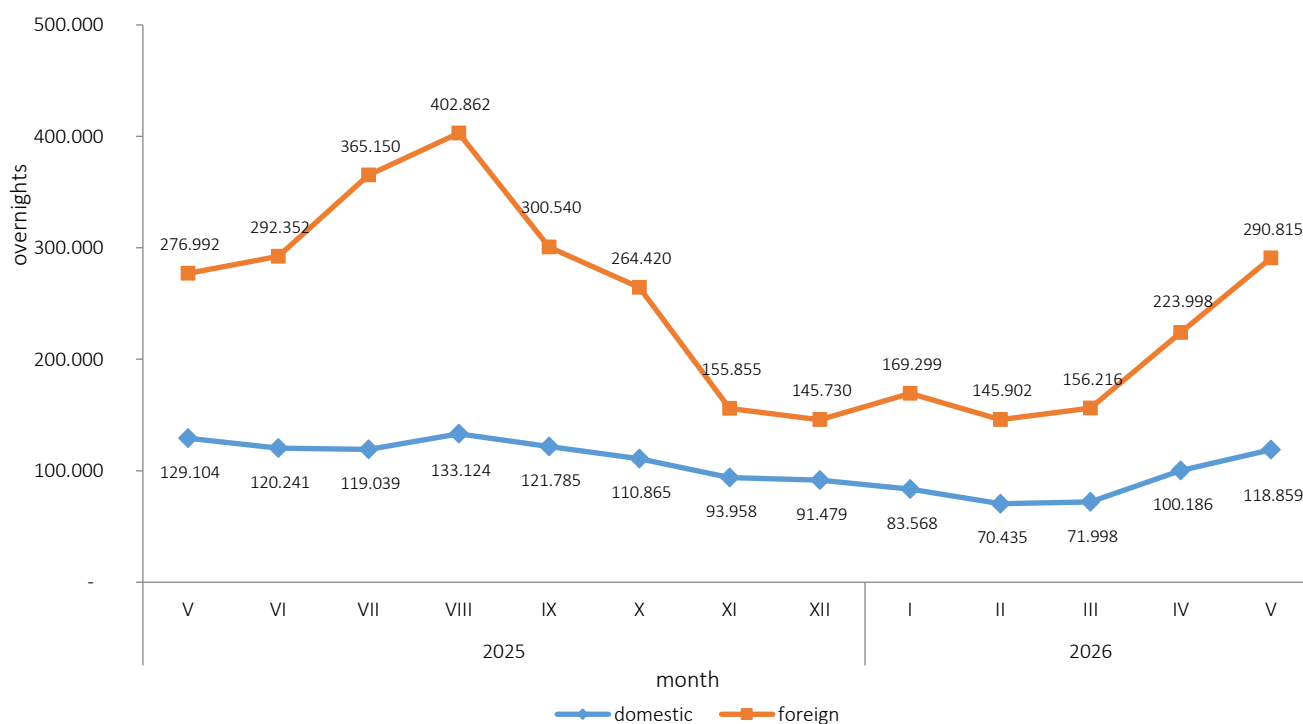
Tourists recorded 409,674 overnight stays, which is 26.4% higher compared to April 2026 and 0.9% higher compared to May 2025. In the structure of total overnight stays, domestic tourists accounted for 29.0%, while foreign tourists accounted for 71.0%.

The number of overnight stays by domestic tourists in May 2026 was 18.6% higher compared to April 2026, and 7.9% lower compared to May 2025. The number of overnight stays by foreign tourists was 29.8% higher compared to April 2026 and 5.0% higher compared to May 2025.

In the structure of foreign tourist overnight stays, the highest number of overnight stays was recorded by tourists from Serbia with a share of 12.7%, followed by Turkey with 11.0%, Croatia with 10.2%, Slovenia with 6.4%, Germany with 5.2%, the United States with 5.0%, and France with 3.6%. These countries account for 54.1% of total foreign tourist overnight stays, while the remaining 45.9% of overnight stays were recorded by tourists from other countries.

In May 2026, tourists in Bosnia and Herzegovina had at their disposal 21,848 rooms, apartments, and camping units, with a total capacity of 49,731 beds. Compared to May 2025, the number of rooms, apartments, and camping units decreased by 2.3%, while the number of beds was lower for 0.8%.

**Graph 1: Tourist nights for the period May 2025. - May 2026.**

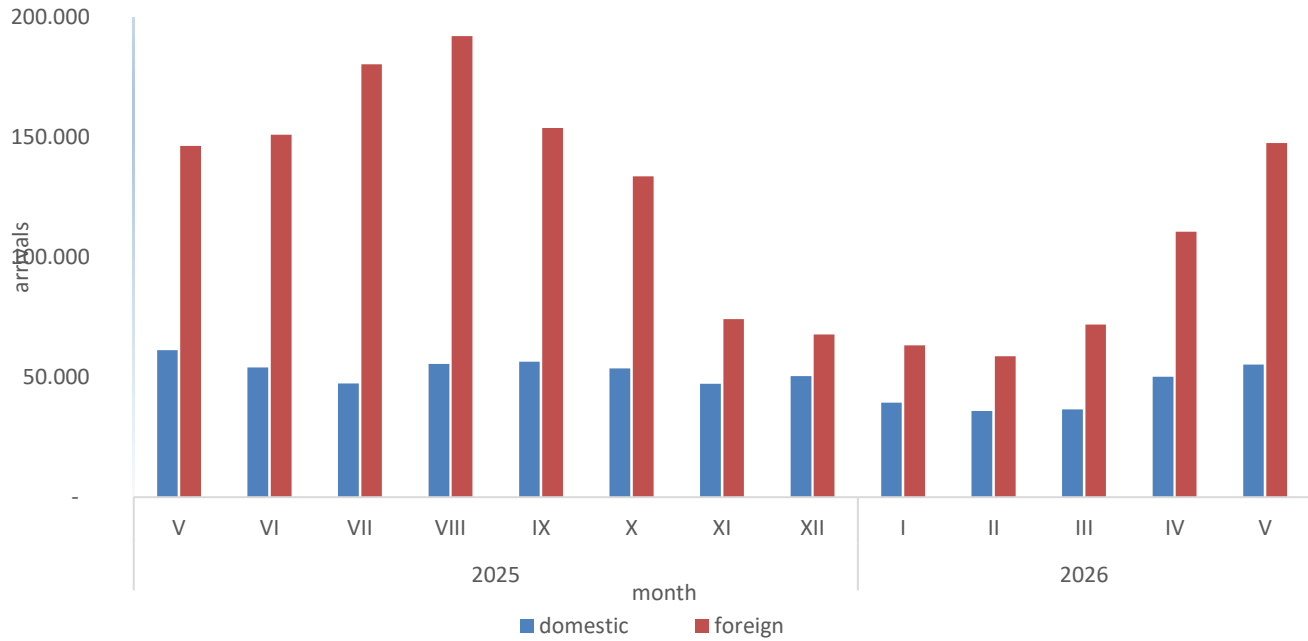


**Table 1: Tourist arrivals and overnight stays**

	Arrivals					Overnights					V 2026	
	V 2025*	IV 2026	V 2026	Indicies V 2026 IV 2026	Indicies V 2026 V 2025	V 2025*	IV 2026	V 2026	Indicies V 2026 IV 2026	Indicies V 2026 V 2025	Structure of overnights %	Average number of overnights per check-in
<b>TOTAL</b>	207.485	160.780	202.742	126,1	97,7	406.096	324.184	409.674	126,4	100,9	100,0	2,0
<b>Domestic tourists</b>	61.204	50.194	55.174	109,9	90,1	129.104	100.186	118.859	118,6	92,1	29,0	2,2
<b>Foreign tourists</b>	146.281	110.586	147.568	133,4	100,9	276.992	223.998	290.815	129,8	105,0	71,0	2,0

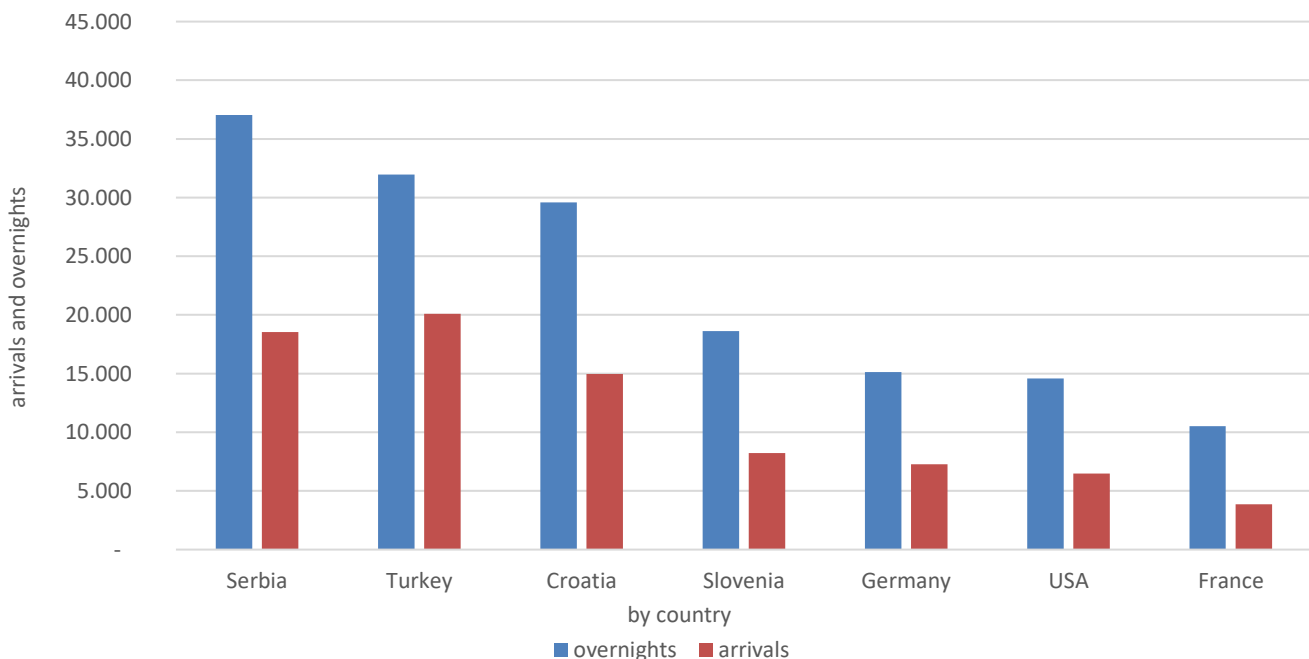
\*) final data

**Graph 2: Tourist arrivals May 2025. - May 2026.**



In terms of the length of stay of foreign tourists in Bosnia and Herzegovina, during the observed period, tourists from the Republic of South Africa and Qatar stayed the longest, with an average stay of 3.6 nights per arrival. They are followed by tourists from Ireland, with an average of 3.4 nights, while tourists from Egypt and Denmark recorded an average of 2.9 nights. Tourists from France and Malta recorded an average of 2.7 nights per arrival.

**Graph 3: Arrivals and overnight stays of foreign tourists by country of residence, May 2026.**



**Table 2: Tourist arrivals and overnight stays according to KD BiH <sup>1)</sup>**

	Arrivals					Overnight stays					V 2026
	V 2025*	IV 2026	V 2026	Indicies V 2026 IV 2026	Indicies V 2026 V 2025	V 2025*	IV 2026	V 2026	Indicies V 2026 IV 2026	Indicies V 2026 V 2025	The structure of overnight stays in %
<b>TOTAL</b>	<b>207.485</b>	<b>160.780</b>	<b>202.742</b>	<b>126,1</b>	<b>97,7</b>	<b>406.096</b>	<b>324.184</b>	<b>409.674</b>	<b>126,4</b>	<b>100,9</b>	<b>100,0</b>
Hotels and similar accommodation	198.819	156.586	195.328	124,7	98,2	380.187	306.891	386.224	125,9	101,6	94,3
Resorts and similar facilities for short breaks	4.471	3.123	3.802	121,7	85,0	11.532	9.435	10.737	113,8	93,1	2,6
Campsites and camping areas	3.099	318	2.805	882,1	90,5	5.354	504	4.888	969,8	91,3	1,2
Other accommodation	1.096	753	807	107,2	73,6	9.023	7.354	7.825	106,4	86,7	1,9
<b>Domestic tourists</b>	<b>61.204</b>	<b>50.194</b>	<b>55.174</b>	<b>109,9</b>	<b>90,1</b>	<b>129.104</b>	<b>100.186</b>	<b>118.859</b>	<b>118,6</b>	<b>92,1</b>	<b>29,0</b>
Hotels and similar accommodation	58.839	48.427	53.138	109,7	90,3	118.507	90.719	108.247	119,3	91,3	26,4
Resorts and similar facilities for short breaks	1.463	1.108	1.191	107,5	81,4	2.999	3.081	3.569	115,8	119,0	0,9
Campsites and camping areas	40	34	144	423,5	360,0	72	60	236	393,3	327,8	0,1
Other accommodation	862	625	701	112,2	81,3	7.526	6.326	6.807	107,6	90,4	1,7
<b>Foreign tourists</b>	<b>146.281</b>	<b>110.586</b>	<b>147.568</b>	<b>133,4</b>	<b>100,9</b>	<b>276.992</b>	<b>223.998</b>	<b>290.815</b>	<b>129,8</b>	<b>105,0</b>	<b>71,0</b>
Hotels and similar accommodation	139.980	108.159	142.190	131,5	101,6	261.680	216.172	277.977	128,6	106,2	67,9
Resorts and similar facilities for short breaks	3.008	2.015	2.611	129,6	86,8	8.533	6.354	7.168	112,8	84,0	1,7
Campsites and camping areas	3.059	284	2.661	937,0	87,0	5.282	444	4.652	1.047,7	88,1	1,1
Other accommodation	234	128	106	82,8	45,3	1.497	1.028	1.018	99,0	68,0	0,2

\* final data

<sup>1)</sup>Classification of activities of Bosnia and Herzegovina (BiH) 2010

Within the activity "Hotels and similar accommodation", a total of 19,555 rooms and apartments were available to tourists, which is 2.3% less than in May 2025, along with 42,804 beds, which is 1.1% lower compared to the same month of the previous year. The room occupancy rate in May 2026 was 39.8%, while the occupancy rate of permanent beds was 29.2%, compared to 37.9% and 28.4%, respectively, in May 2025. By type of accommodation facility, the highest number of overnight stays was recorded in the activity "Hotels and similar accommodation", accounting for 94.3% of total overnight stays.

**Table 3: Tourist arrivals and overnight stays by arrival method**

	Individually						Organized					
	Arrivals			Overnight stays			Arrivals			Overnight stays		
	V 2025	V 2026	Indicies V 2026 V 2025	V 2025	V 2026	Indicies V 2026 V 2025	V 2025	V 2026	Indicies V 2026 V 2025	V 2025	V 2026	Indicies V 2026 V 2025
<b>TOTAL</b>	<b>139.783</b>	<b>135.647</b>	<b>97,0</b>	<b>267.108</b>	<b>268.702</b>	<b>100,6</b>	<b>67.702</b>	<b>67.095</b>	<b>99,1</b>	<b>138.988</b>	<b>140.972</b>	<b>101,4</b>
<b>Domestic tourists</b>	<b>48.069</b>	<b>43.653</b>	<b>90,8</b>	<b>92.854</b>	<b>92.313</b>	<b>99,4</b>	<b>13.135</b>	<b>11.521</b>	<b>87,7</b>	<b>36.250</b>	<b>26.546</b>	<b>73,2</b>
<b>Foreign tourists</b>	<b>91.714</b>	<b>91.994</b>	<b>100,3</b>	<b>174.254</b>	<b>176.389</b>	<b>101,2</b>	<b>54.567</b>	<b>55.574</b>	<b>101,8</b>	<b>102.738</b>	<b>114.426</b>	<b>111,4</b>

\*) final data

**Table 4: Arrivals and overnight stays of foreign tourists by country of residence**

	Arrivals					Overnights					V 2026	
	V 2025*	IV 2026	V 2026	Indicies V 2026 IV 2026	Indicies V 2026 V 2025	V 2025*	IV 2026	V 2026	Indicies V 2026 IV 2026	Indicies V 2026 V 2025	Ovrnights structure %	Average number of overnights per check in
<b>TOTAL</b>	<b>146.281</b>	<b>110.586</b>	<b>147.568</b>	<b>133,4</b>	<b>100,9</b>	<b>276.992</b>	<b>223.998</b>	<b>290.815</b>	<b>129,8</b>	<b>105,0</b>	<b>100,0</b>	<b>2,0</b>
Albania	468	266	331	124,4	70,7	1.144	529	534	100,9	46,7	0,2	1,6
Austria	4.777	3.242	4.542	140,1	95,1	8.422	5.931	8.216	138,5	97,6	2,8	1,8
Belgium	766	603	1.515	251,2	197,8	2.110	1.478	3.530	238,8	167,3	1,2	2,3
Bulgaria	1.897	2.453	1.976	80,6	104,2	3.740	5.851	4.476	76,5	119,7	1,5	2,3
Montenegro	3.803	2.900	3.967	136,8	104,3	7.320	5.305	7.861	148,2	107,4	2,7	2,0
Czech Republic	916	691	1.246	180,3	136,0	1.654	1.548	1.997	129,0	120,7	0,7	1,6
Denmark	665	601	739	123,0	111,1	1.831	1.703	2.111	124,0	115,3	0,7	2,9
Estonia	63	51	87	170,6	138,1	115	90	156	173,3	135,7	0,1	1,8
Finland	249	259	274	105,8	110,0	507	574	529	92,2	104,3	0,2	1,9
France	3.514	1.865	3.853	206,6	109,6	10.879	5.117	10.509	205,4	96,6	3,6	2,7
Greece	563	992	612	61,7	108,7	1.086	1.746	1.216	69,6	112,0	0,4	2,0
Netherlands	2.696	3.415	3.661	107,2	135,8	6.578	7.294	8.169	112,0	124,2	2,8	2,2
Croatia	14.409	14.965	14.968	100,0	103,9	27.619	33.503	29.601	88,4	107,2	10,2	2,0
Ireland	481	622	570	91,6	118,5	2.027	1.130	1.916	169,6	94,5	0,7	3,4
Iceland	46	40	83	207,5	180,4	111	92	211	229,3	190,1	0,1	2,5
Italy	3.814	3.941	4.443	112,7	116,5	9.096	7.876	9.178	116,5	100,9	3,2	2,1
Cyprus	19	77	64	83,1	336,8	35	195	153	78,5	437,1	0,1	2,4
Latvia	79	74	86	116,2	108,9	113	148	158	106,8	139,8	0,1	1,8
Lithuania	154	124	119	96,0	77,3	268	346	211	61,0	78,7	0,1	1,8
Luxembourg	84	90	127	141,1	151,2	183	191	247	129,3	135,0	0,1	1,9
Hungary	2.033	1.841	3.030	164,6	149,0	3.004	3.191	4.940	154,8	164,4	1,7	1,6
Malta	79	20	119	595,0	150,6	153	54	324	600,0	211,8	0,1	2,7
Norway	667	509	483	94,9	72,4	1.071	1.006	988	98,2	92,3	0,3	2,0
Germany	6.287	5.725	7.275	127,1	115,7	12.726	12.377	15.138	122,3	119,0	5,2	2,1
Poland	3.988	2.734	3.638	133,1	91,2	9.690	5.583	8.911	159,6	92,0	3,1	2,4
Portugal	293	321	247	76,9	84,3	517	607	495	81,5	95,7	0,2	2,0
Romania	702	468	888	189,7	126,5	1.356	1.025	1.517	148,0	111,9	0,5	1,7
Russian Federation	1.184	1.490	1.470	98,7	124,2	2.039	2.751	2.851	103,6	139,8	1,0	1,9
North Macedonia	1.801	1.484	2.175	146,6	120,8	3.307	2.725	4.265	156,5	129,0	1,5	2,0
Slovakia	804	547	731	133,6	90,9	1.674	1.086	1.432	131,9	85,5	0,5	2,0
Slovenia	9.182	8.760	8.226	93,9	89,6	19.021	19.852	18.618	93,8	97,9	6,4	2,3

(continued on next page)

(continued)

	Arrivals					Overnights					V 2026	
	V 2025*	IV 2026	V 2026	Indicies V 2026 IV 2026	Indicies V 2026 V 2025	V 2025*	IV 2026	V 2026	Indicies V 2026 IV 2026	Indicies V 2026 V 2025	Ovrnights structure %	Average number of overnights per check in
Serbia	17.200	16.116	18.529	115,0	107,7	30.113	30.422	37.024	121,7	123,0	12,7	2,0
Spain	1.834	1.173	1.790	152,6	97,6	3.320	2.572	3.700	143,9	111,4	1,3	2,1
Switzerland (including Liechtenstein)	1.493	1.696	2.160	127,4	144,7	2.994	3.681	4.304	116,9	143,8	1,5	2,0
Sweden	1.613	1.341	1.878	140,0	116,4	3.912	3.324	4.608	138,6	117,8	1,6	2,5
Turkey	19.766	9.912	20.103	202,8	101,7	28.710	15.926	31.971	200,7	111,4	11,0	1,6
United Kingdom	2.484	2.202	3.631	164,9	146,2	6.218	5.328	8.146	152,9	131,0	2,8	2,2
Ukraine	266	164	243	148,2	91,4	685	321	616	191,9	89,9	0,2	2,5
Other European countries	606	502	377	75,1	62,2	1.352	1.459	823	56,4	60,9	0,3	2,2
Egypt	59	173	85	49,1	144,1	224	707	247	34,9	110,3	0,1	2,9
South Africa	58	30	92	306,7	158,6	130	68	333	489,7	256,2	0,1	3,6
Other African countries	182	165	279	169,1	153,3	440	629	714	113,5	162,3	0,2	2,6
Canada	1.206	674	1.225	181,8	101,6	2.494	1.317	2.437	185,0	97,7	0,8	2,0
USA	5.253	3.857	6.474	167,9	123,2	11.794	9.185	14.591	158,9	123,7	5,0	2,3
Other Northern American countries	311	325	407	125,2	130,9	903	513	1.195	232,9	132,3	0,4	2,9
Brazil	708	346	947	273,7	133,8	1.288	612	1.722	281,4	133,7	0,6	1,8
Other Southern and Central American countries	1.518	735	1.234	167,9	81,3	2.938	1.575	2.239	142,2	76,2	0,8	1,8
Bahrain	55	7	146	1)	265,5	153	9	204	1)	133,3	0,1	1,4
India	845	134	449	335,1	53,1	1.157	299	721	241,1	62,3	0,2	1,6
Iran	9	13	25	192,3	277,8	22	24	62	258,3	281,8	0,0	2,5
Israel	989	61	875	1)	88,5	2.221	129	2.140	1)	96,4	0,7	2,4
Japan	486	375	841	224,3	173,0	676	557	1.021	183,3	151,0	0,4	1,2
Republic of Korea	1.040	517	880	170,2	84,6	1.321	632	1.501	237,5	113,6	0,5	1,7
Qatar	110	57	28	49,1	25,5	314	105	100	95,2	31,8	0,0	3,6
China	12.070	4.991	7.844	157,2	65,0	13.647	6.690	9.400	140,5	68,9	3,2	1,2
Kuwait	1.102	12	173	1)	15,7	3.613	27	410	1)	11,3	0,1	2,4
Malaysia	1.342	1.070	1.213	113,4	90,4	1.856	1.422	1.583	111,3	85,3	0,5	1,3
Oman	84	162	100	61,7	119,0	233	235	160	68,1	68,7	0,1	1,6
Saudi Arabia	1.208	457	459	100,4	38,0	2.747	1.078	1.163	107,9	42,3	0,4	2,5
United Arab Emirates	1.604	152	597	392,8	37,2	4.354	440	1.505	342,0	34,6	0,5	2,5
Other Asian countries	2.745	1.530	1.393	91,0	50,7	4.769	2.885	3.123	108,2	65,5	1,1	2,2
Australia	1.330	380	1.369	360,3	102,9	2.612	723	2.303	318,5	88,2	0,8	1,7
New Zealand	143	53	82	154,7	57,3	276	117	176	150,4	63,8	0,1	2,1
Other countries of Oceania	79	34	95	279,4	120,3	110	83	115	138,6	104,5	0,0	1,2

final data

1) Indicies higher than 999

- no occurrence

## METHODOLOGICAL EXPLANATIONS

### The purpose of the statistical survey

The purpose of the statistical survey is to monitor the tourist activity realised in commercial accommodation establishments and to provide internationally comparable BiH's tourism statistics in accordance with current EU Regulations for the tourism statistics.

### Observation units

Observation units are all business entities /legal units which are, by the main activity, registered in accommodation activity (division 55 - KD BiH 2010), persons as well as households that rent accommodation establishments to tourists. For the purpose of the survey, Classification of Activities in Bosnia and Herzegovina - KD BiH 2010 was used, and it is fully compliant with the European Classification of Economic Activities - NACE Rev. 2.

### Coverage

Reporting units are all business entities (enterprises, craftsmen, cooperatives, institutions, associations etc.) and their constituent units that are registered according to KD BiH 2010 under section: 55.1 (hotels and similar accommodation), 55.2 (holiday and other short - stay accommodation), 55.3 (camps and camping grounds), 55.9 (other uncategorised accommodation), health care institutions in which person themselves bear the fee for medical rehabilitation or their stay; business entities that deal with the mediation of accommodation of guests in households, houses, camps, apartments and rooms which are directly rented by private persons/households. Survey covers the entire territory of Bosnia and Herzegovina.

### Source and methods of data collection

Data on tourist's turnover (number of tourist arrivals and tourist nights) are collected from regular monthly report (TU-11 form). Reports are usually made based on reception records in guest books, entities and their parts engaged in organizing and arranging of tourists.

### Data revision

Regular press releases on tourism are published in monthly dynamics and contain preliminary / first results until the final data are published.

The first regular revision of data implies that, when publishing data for the next month, the published data from the previous month (t-1) are revised in accordance with the information submitted by the reporting unit. The second regular revision of previously published data is the annual revision, which includes all changes in the data submitted after the first revision, in order to ensure the accuracy of the published data.

The press release clearly indicates what the data are, so that users of the statistics can interpret them correctly. If new statistical standards and concepts are introduced, changes in the research methodology are made, it is necessary to revise the data to ensure the consistency and comparability of data from previous historical series and new data series. Users will be informed about changes in data and reasons in an appropriate and transparent manner, in regular monthly press releases and other publications for the public, as well as on the website of the BiH Agency for Statistics ([www.bhas.gov.ba](http://www.bhas.gov.ba)).

## DEFINITIONS

**Tourism** means the activity of visitors taking a trip to a main destination outside their usual environment for less than a year, for leisure, business or other personal purpose other than to be employed by a resident entity in the place visited.

**Tourist** is every person who, outside his place of permanent residence, spends one night in a hotel or some other accommodation facility for reasons of rest, recreation, health, study, sport, religion, family, business, public tasks or meeting.

**Residence** is a place where a person came with the intention of permanent stay. A tourist is registered in every place or establishment where he stays and, therefore, in case he/she changes the place or establishment, he/she must register again, which results in data ambiguity. Consequently, the statistics register the number of tourist arrivals and not the number of tourists.

**A domestic tourist** is a person with permanent residence in the BiH who spends at least one night in a hotel or some other accommodation establishment outside their place or residence.

**Foreign tourist** is every person with permanent residence outside in BiH who temporarily resides in BiH and who spends at least one night in a hotel or some other accommodation establishment.

**Tourist arrivals** refer to the number of persons (tourists) who arrived and registered their stay in an accommodation establishment.

**Tourist nights** refer to every registered overnight stay of a person (tourist) in an accommodation establishment.

**Accommodation capacities** are presented as the number of rooms, apartments and camping sites, and the number of permanent beds.

**Permanent beds** are those that are regularly ready-made for renting to guests.

**Occupancy rate of permanent beds (net)** in the reference period is obtained by dividing the total number of nights by the number of beds on offer and the number of days when the beds are available for use during the reference period. The data are expressed as a percentage.

**Occupancy rate of bedrooms (net)** in the reference period is obtained by dividing the total number of bedrooms used during the reference period by the number of bedrooms available for use during the reference period. The data is expressed as a percentage.

**Organization of tourist arrivals** represent the way of organising tourist arrangements. Depending on the way of organising, tourist arrangement can be individual or organised (travel agencies).

### Symbols

- no occurrence

0.0 value not zero but less than 0.05

1) Indices greater than 999

Published by the Agency for Statistics of Bosnia and Herzegovina, 71000 Sarajevo, Zelenih beretki 26

Phone: +387 (33) 911 911 | Fax: +387 (33) 220 622

Email: [bhas@bhas.gov.ba](mailto:bhas@bhas.gov.ba) | Website: [www.bhas.gov.ba](http://www.bhas.gov.ba)

Vesna Ćužić, Director

Press release prepared by: Azra Bander Demirović and Mirza Agić



Please consider the environment before printing this document.