



FIRST RELEASE



You are required to specify a data source when allowed in your product or application.

YEAR XX

SARAJEVO,07.04.2026.

NUMBER 1

BUSINESS STATISTICS

Tourism, cumulative

Period, January – February 2026

In the period January–February 2026, tourists recorded 197,203 arrivals, which is 1.2% less compared to the same period of 2025. Domestic tourists recorded 1.3% more arrivals compared to the same period of 2025, while foreign tourists recorded 2.7% fewer arrivals compared to the same period of the previous year.

In the period January–February 2026, tourists recorded 469,204 overnight stays, which is 3.7% more compared to the same period of 2025. Domestic tourists recorded 4.3% more overnight stays compared to the same period of 2025, while the number of overnight stays by foreign tourists was higher by 3.4% compared to the same period of the previous year. In the total number of overnight stays, domestic tourists accounted for 32.8%, while foreign tourists accounted for 67.2%.

In the structure of overnight stays by foreign tourists, the highest number of overnight stays was recorded by tourists from Croatia (34.6%), Serbia (19.2%), Slovenia (7.1%), Turkey (6.8%), and Montenegro (4.8%), which together represent 72.5% of the total number of overnight stays. Tourists from other countries accounted for 27.5% of overnight stays.

According to the type of accommodation facility, the largest number of overnight stays was recorded in the category Hotels and similar accommodation, with a share of 95.6%.

Graph 1: Tourist nights for the period January - February of 2025 and 2026.

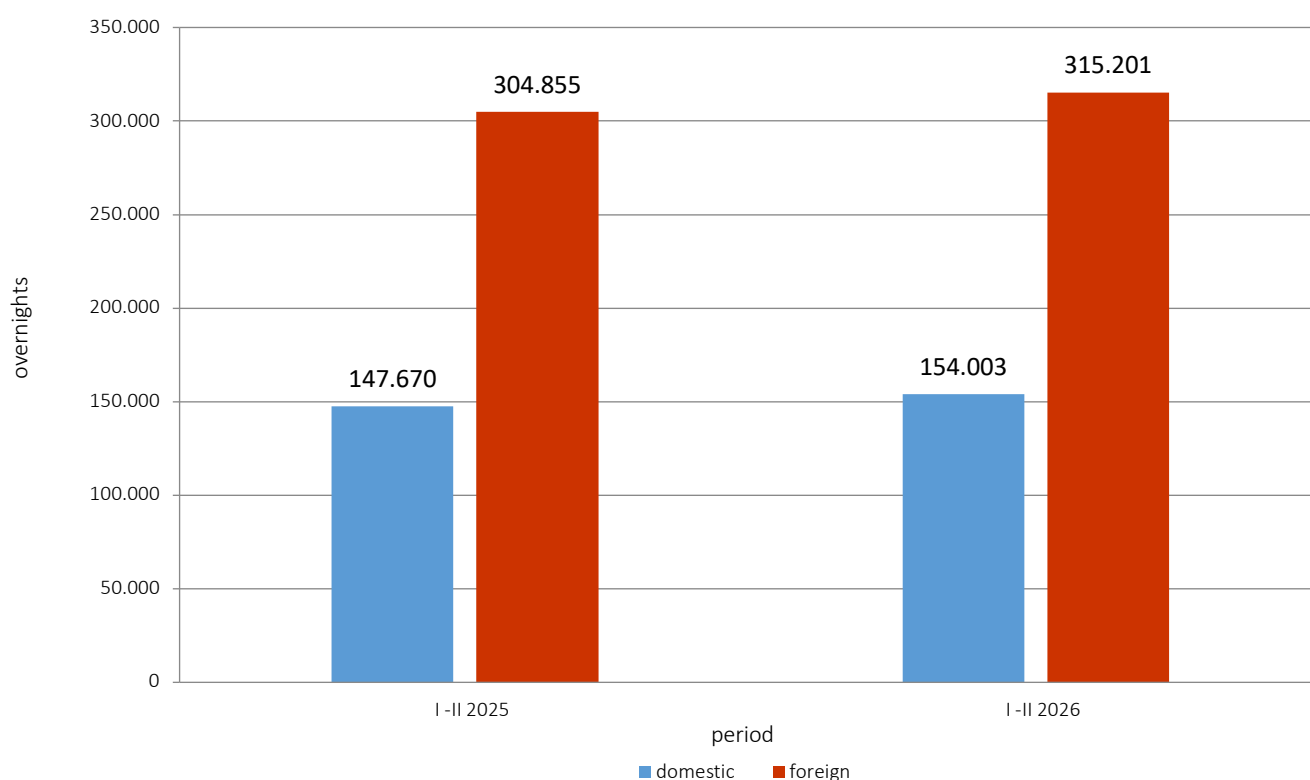
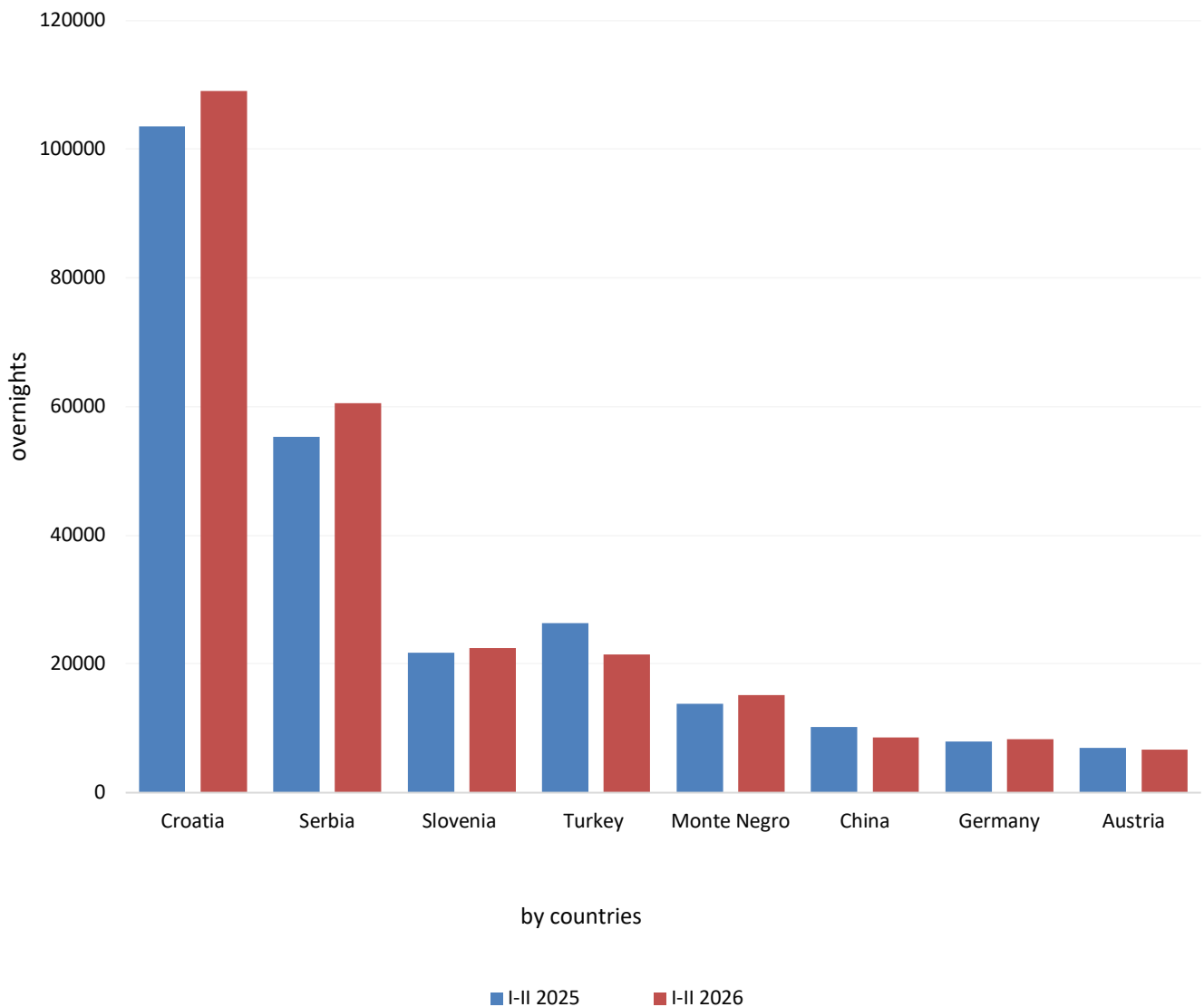


Table 1: Tourist arrivals and overnight stays

	ARRIVALS			OVERNIGHT STAYS			I – II 2026	
	I -II 2025*	I - II 2026	Indicies $\frac{I - II 2026}{I - II 2025}$	I -II 2025*	I - II 2026	Indicies $\frac{I - II 2026}{I - II 2025}$	The structure of overnights in %	The average number of overnights per check-in
Total	199.659	197.203	98,8	452.525	469.204	103,7	100,0	2,4
Domestic tourists	74.329	75.279	101,3	147.670	154.003	104,3	32,8	2,0
Foreign tourists	125.330	121.924	97,3	304.855	315.201	103,4	67,2	2,6

*) final data

Graph 2: Overnight stays of foreign tourists by country of residence for the period January - February of 2025 and 2026.



By the length of stay of foreign tourists in our country, tourists from South Africa rank first, with an average of 7.8 overnight stays. They are followed by tourists from Iceland with 5.5 overnight stays, from Egypt with 4.3 overnight stays, from Luxembourg with 3.8 overnight stays, then from New Zealand with 3.5 overnight stays, and from Cyprus with an average of 3.3 overnight stays.

Graph 3: The structure of overnight stays by tourists according to KD BiH¹⁾ in the period January - February of 2025 and 2026.

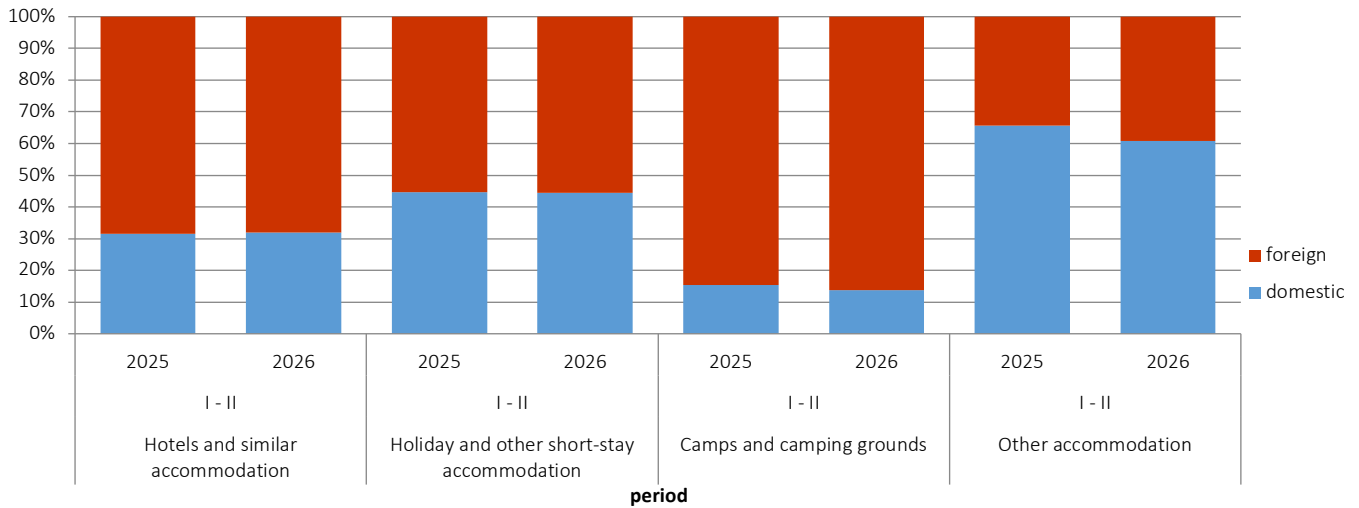


Table 2: Tourist arrivals and overnight stays according to KD BiH¹⁾

	ARRIVALS			OVERNIGHT STAYS			I - II 2026
	I - II 2025*	I - II 2026	Indicies <u>I - II 2026</u> I - II 2025	I - II 2025*	I - II 2026	Indicies <u>I - II 2026</u> I - II 2025	The structure of overnights in %
TOTAL	199.659	197.203	98,8	452.525	469.204	103,7	100,0
Hotels and similar accommodation	194.089	192.682	99,3	430.920	448.707	104,1	95,6
Resorts and similar facilities for short breaks	4.177	3.433	82,2	10.507	10.064	95,8	2,1
Campsites and camping areas	154	59	38,3	221	138	62,4	0,0
Other accommodation	1.239	1.029	83,1	10.877	10.295	94,6	2,2
Domestic tourists	74.329	75.279	101,3	147.670	154.003	104,3	32,8
Hotels and similar accommodation	71.327	73.004	102,4	135.824	143.239	105,5	30,5
Resorts and similar facilities for short breaks	2.197	1.634	74,4	4.682	4.478	95,6	1,0
Campsites and camping areas	23	5	21,7	34	19	55,9	0,0
Other accommodation	782	636	81,3	7.130	6.267	87,9	1,3
Foreign tourists	125.330	121.924	97,3	304.855	315.201	103,4	67,2
Hotels and similar accommodation	122.762	119.678	97,5	295.096	305.468	103,5	65,1
Resorts and similar facilities for short breaks	1.980	1.799	90,9	5.825	5.586	95,9	1,2
Campsites and camping areas	131	54	41,2	187	119	63,6	0,0
Other accommodation	457	393	86,0	3.747	4.028	107,5	0,9

¹⁾Classification of activities of Bosnia and Herzegovina (BiH) 2010

* final data

Table 3: Arrivals and overnight stays of foreign tourists by country of residence

	ARRIVALS			OVERNIGHT STAYS			I – II 2026	
	I - II 2025*	I - II 2026	Indicies I - II 2026 I - II 2025	I - II 2025*	I - II 2026	Indicies I - II 2026 I - II 2025	The structure of overnights in %	The average number of overnights per check-in
TOTAL	125.330	121.924	97,3	304.855	315.201	103,4	100,0	2,6
Albania	392	325	82,9	676	654	96,7	0,2	2,0
Austria	3.151	2.992	95,0	6.989	6.727	96,3	2,1	2,2
Belgium	323	399	123,5	800	916	114,5	0,3	2,3
Bulgaria	536	821	153,2	1.433	1.914	133,6	0,6	2,3
Montenegro	5.696	5.713	100,3	13.820	15.211	110,1	4,8	2,7
Czech Republic	392	455	116,1	876	933	106,5	0,3	2,1
Denmark	184	248	134,8	456	713	156,4	0,2	2,9
Estonia	52	69	132,7	259	144	55,6	0,0	2,1
Finland	94	133	141,5	211	223	105,7	0,1	1,7
France	685	724	105,7	1.662	1.715	103,2	0,5	2,4
Greece	227	423	186,3	499	954	191,2	0,3	2,3
Netherlands	941	1.368	145,4	2.513	2.413	96,0	0,8	1,8
Croatia	38.274	37.729	98,6	103.560	109.042	105,3	34,6	2,9
Ireland	135	243	180,0	425	576	135,5	0,2	2,4
Iceland	10	60	600,0	23	331	1)	0,1	5,5
Italy	2.762	2.877	104,2	6.610	6.522	98,7	2,1	2,3
Cyprus	78	31	39,7	205	102	49,8	0,0	3,3
Latvia	425	23	5,4	594	44	7,4	0,0	1,9
Lithuania	51	60	117,6	155	135	87,1	0,0	2,3
Luxembourg	125	161	128,8	399	615	154,1	0,2	3,8
Hungary	897	894	99,7	2.333	2.578	110,5	0,8	2,9
Malta	7	27	385,7	17	39	229,4	0,0	1,4
Norway	292	220	75,3	696	438	62,9	0,1	2,0
Germany	3.439	3.672	106,8	7.957	8.347	104,9	2,6	2,3
Poland	782	694	88,7	1.557	2.138	137,3	0,7	3,1
Portugal	130	88	67,7	318	219	68,9	0,1	2,5
Romania	544	482	88,6	1.656	1.395	84,2	0,4	2,9
Russia	1.327	1.588	119,7	2.904	3.591	123,7	1,1	2,3
Northern Macedonia	1.119	1.116	99,7	2.253	2.568	114,0	0,8	2,3
Slovak Republic	301	522	173,4	634	1.465	231,1	0,5	2,8
Slovenia	8.151	7.834	96,1	21.747	22.473	103,3	7,1	2,9

(continued on next page)

	ARRIVALS			OVERNIGHT STAYS			I – II 2026	
	I - II 2025*	I - II 2026	Indicies I - II 2026 I - II 2025	I - II 2025*	I - II 2026	Indicies I - II 2026 I - II 2025	The structure of overnights in %	The average number of overnights per check- in
Serbia	21.371	22.137	103,6	55.266	60.517	109,5	19,2	2,7
Spain	350	597	170,6	760	1.468	193,2	0,5	2,5
Switzerland (including Liechtenstein)	1.025	1.036	101,1	2.704	2.421	89,5	0,8	2,3
Sweden	887	801	90,3	1.826	1.963	107,5	0,6	2,5
Turkey	12.634	9.352	74,0	26.355	21.474	81,5	6,8	2,3
United Kingdom	1.690	1.617	95,7	4.333	3.775	87,1	1,2	2,3
Ukraine	307	338	110,1	760	804	105,8	0,3	2,4
Other European countries	353	287	81,3	725	569	78,5	0,2	2,0
Egypt	52	85	163,5	250	366	146,4	0,1	4,3
South Africa	35	50	142,9	68	390	573,5	0,1	7,8
Other African countries	132	132	100,0	340	370	108,8	0,1	2,8
Canada	248	284	114,5	587	621	105,8	0,2	2,2
USA	1.579	1.768	112,0	3.995	4.415	110,5	1,4	2,5
Other North American Countries	102	43	42,2	236	101	42,8	0,0	2,3
Brasil	167	165	98,8	430	414	96,3	0,1	2,5
Other South and Central American Countries	361	273	75,6	749	636	84,9	0,2	2,3
Bahrain	43	33	76,7	91	75	82,4	0,0	2,3
India	141	156	110,6	269	315	117,1	0,1	2,0
Iran	16	23	143,8	49	70	142,9	0,0	3,0
Israel	90	99	110,0	285	305	107,0	0,1	3,1
Japan	130	187	143,8	232	399	172,0	0,1	2,1
South Korea	241	229	95,0	451	383	84,9	0,1	1,7
Qatar	81	48	59,3	258	100	38,8	0,0	2,1
China	8.044	6.336	78,8	10.177	8.612	84,6	2,7	1,4
Kuwait	401	262	65,3	1.371	804	58,6	0,3	3,1
Malaysia	686	686	100,0	971	1.163	119,8	0,4	1,7
Oman	45	75	166,7	107	129	120,6	0,0	1,7
Saudi Arabia	559	422	75,5	1.529	1.205	78,8	0,4	2,9
United Arab Emirates	694	411	59,2	2.221	1.149	51,7	0,4	2,8
Other Asian countries	903	1.585	175,5	1.891	3.858	204,0	1,2	2,4
Australia	354	322	91,0	1.067	972	91,1	0,3	3,0
Mainland New Zealand	37	34	91,9	164	120	73,2	0,0	3,5
Other Oceania Countries	50	60	120,0	101	103	102,0	0,0	1,7

*final data

METHODOLOGICAL EXPLANATIONS

The purpose of the statistical survey

The purpose of the statistical survey is to monitor the tourist activity realised in commercial accommodation establishments and to provide internationally comparable BiH's tourism statistics in accordance with current EU Regulations for the tourism statistics,

Observation units

Observation units are all business entities /legal units which are, by the main activity, registered in accommodation activity (division 55 - KD BiH 2010), persons as well as households that rent accommodation establishments to tourists, For the purpose of the survey, Classification of Activities in Bosnia and Herzegovina - KD BiH 2010 was used, and it is fully compliant with the European Classification of Economic Activities - NACE Rev, 2,

Coverage

Reporting units are all business entities (enterprises, craftsmen, cooperatives, institutions, associations etc,) and their constituent units that are registered according to KD BiH 2010 under section : 55,1 (hotels and similar accommodation), 55,2 (holiday and other short - stay accommodation), 55,3 (camps and camping grounds), 55,9 (other uncategorised accommodation), health care institutions in which person themselves bear the fee for medical rehabilitation or their stay: business entities that deal with the mediation of accommodation of guests in: households, houses, camps, apartments and rooms which are directly rented by private persons/households, Survey covers the entire territory of Bosnia and Herzegovina,

Source and methods of data collection

Data on tourists turnover (number of tourist arrivals and tourist nights) are collected from regular monthly report (TU-11 form), Reports are usually made based on reception records in guest books, entities and their parts engaged in organising and arranging of tourists,

Definitions

Tourism means the activity of visitors taking a trip to a main destination outside their usual environment for less than a year, for leisure, business or other personal purpose other than to be employed by a resident entity in the place visited,

Tourist is every person who, outside his place of permanent residence, spends one night in a hotel or some other accommodation facility for reasons of rest, recreation, health, study, sport, religion, family, business, public tasks or meeting,

Residence is a place where a person came with the intention of permanent stay,

Domestic tourist is a person with permanent residence in the BiH who spends at least one night in a hotel or same other accommodation establishment outside their place or residence,

Foreign tourist is every person with permanent residence outside in BiH who temporarily resides in BiH and who spends at least one night in a hotel or same other accommodation establishment,

Symbols

- no occurrence

0,0 value not zero but less than 0,05

1) Indices greater than 999

Published by the Agency for Statistics of Bosnia and Herzegovina, 71000 Sarajevo, Zelenih beretki 26

Phone: +387 (33) 911 911 | Fax: +387 (33) 220 622
Email: bhas@bhas.gov.ba | Website: www.bhas.gov.ba

Responsible persons:

Vesna Ćužić, Director

Press release prepared by: Azra Bander Demirović and Mirza Agić



Razmislite o očuvanju okoliša prije štampanja dokumenta.