



FIRST RELEASE



You are required to specify a data source when allowed in your product or application.

YEAR XX

SARAJEVO, 10.06.2026.

NUMBER 3

BUSINESS STATISTICS

Tourism, cumulative

Period, January – April 2026

In the period January – April 2026, tourists recorded 466,460 arrivals, which is 2.7% more compared to the same period of 2025. Domestic tourists recorded 8.0% more arrivals compared to the same period of 2025, while foreign tourists recorded 0.1% more arrivals compared to the same period of the previous year.

In the period January – April 2026, tourists realised 1,021,602 overnight stays, which is 3.9% more compared to the same period of 2025. Domestic tourists recorded 7.8% more arrivals compared to the same period of 2025, while the number of overnight stays by foreign tourists was 2.2% higher compared to the same period of the previous year. In the total number of overnight stays realised, the share of domestic tourists was 31.9%, while the share of foreign tourists amounted to 68.1%.

In the structure of overnight stays by foreign tourists, the highest number of overnight stays was recorded by tourists from Croatia (26.4%), Serbia (16.6%), Slovenia (7.8%), Türkiye (7.0%), Germany (3.9%) and Montenegro (3.7%), which together accounted for 65.4% of the total overnight stays by foreign tourists. Tourists from other countries accounted for 34.6% of overnight stays.

According to the type of accommodation establishment, the highest number of overnight stays was recorded within the activity "Hotels and similar accommodation", accounting for 95.1% of the total overnight stays.

Graph 1: Tourist nights for the period January - April of 2025 and 2026.

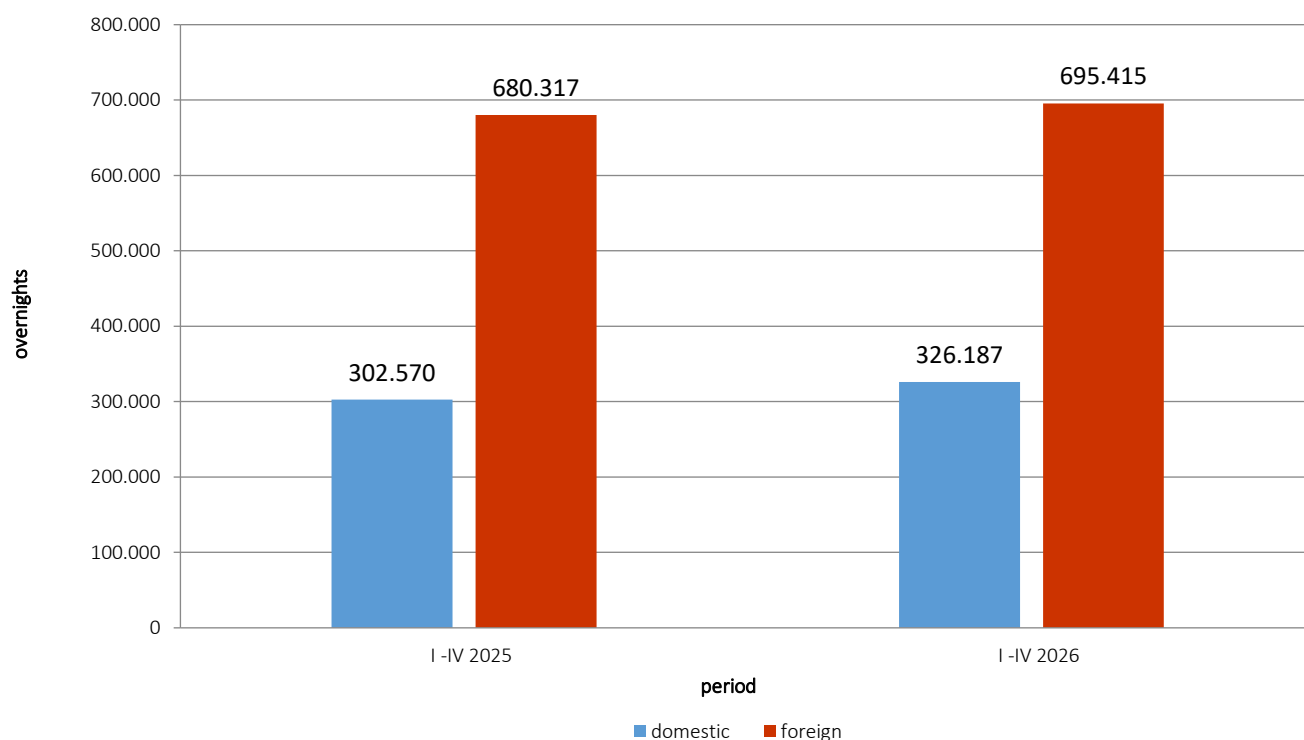
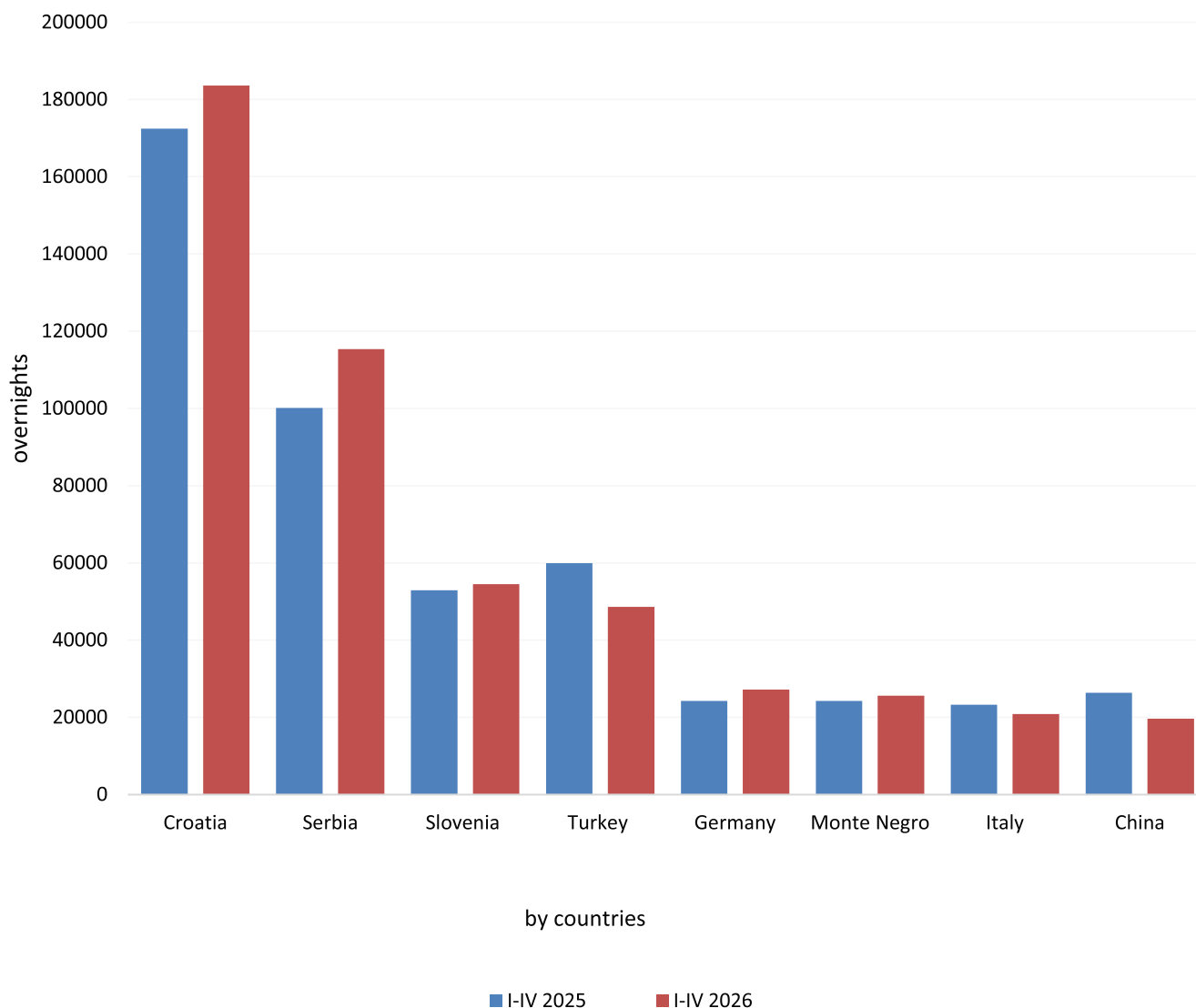


Table 1: Tourist arrivals and overnight stays

	ARRIVALS			OVERNIGHT STAYS			I – IV 2026	
	I -IV 2025*	I - IV 2026	Indicies $\frac{I - IV 2026}{I - IV 2025}$	I -IV 2025*	I - IV 2026	Indicies $\frac{I - IV 2026}{I - IV 2025}$	The structure of overnights in %	The average number of overnights per check-in
Total	454.172	466.460	102,7	982.887	1.021.602	103,9	100,0	2,2
Domestic tourists	149.989	162.033	108,0	302.570	326.187	107,8	31,9	2,0
Foreign tourists	304.183	304.427	100,1	680.317	695.415	102,2	68,1	2,3

*) final data

Graph 2: Overnight stays of foreign tourists by country of residence for the period January - April of 2025 and 2026.

Regarding the length of stay of foreign tourists in our country, the longest average stay was recorded by tourists from South Africa, with an average of 5.1 nights. They were followed by tourists from Iceland with 4.1 nights and tourists from Egypt with an average of 3.7 nights. Next were tourists from Kuwait with 3.1 nights, while tourists from New Zealand and Luxembourg recorded an average of 3.0 nights. After them came tourists from Denmark with 2.9 nights, and tourists from the United Arab Emirates and Estonia with an average of 2.8 nights each.

Graph 3: The structure of overnight stays by tourists according to KD BiH¹⁾ in the period January - April of 2025 and 2026.

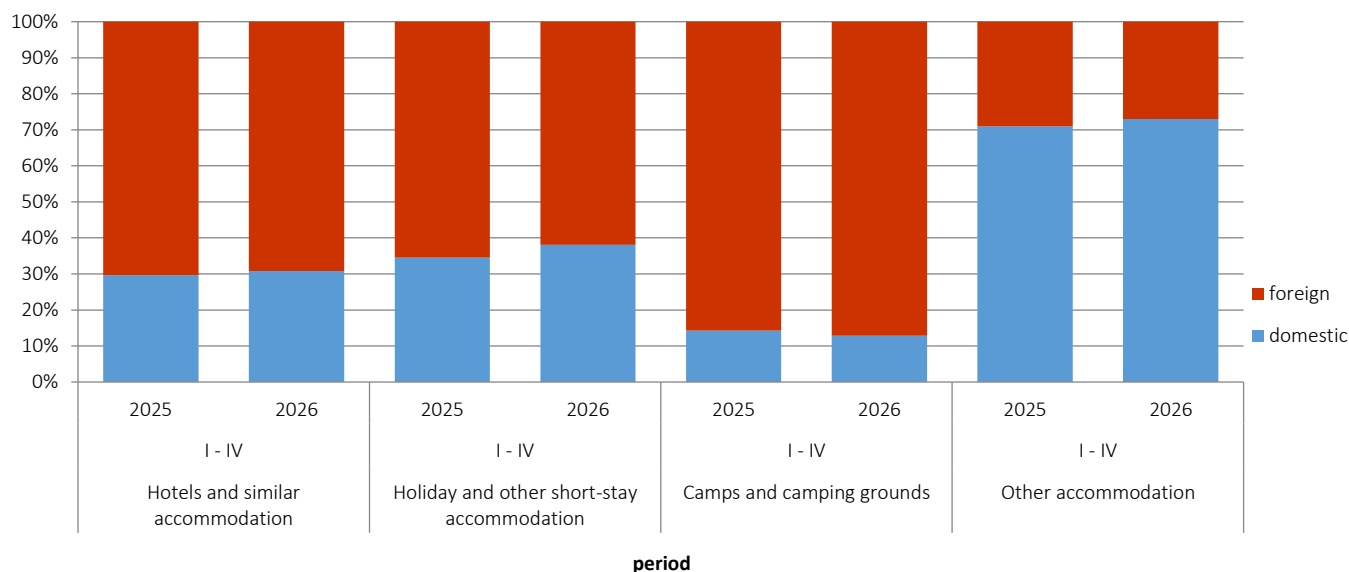


Table 2: Tourist arrivals and overnight stays according to KD BiH¹⁾

	ARRIVALS			OVERNIGHT STAYS			I - IV 2026
	I-IV 2025*	I - IV 2026	Indicies $\frac{I - IV 2026}{I - IV 2025}$	I-IV 2025*	I - IV 2026	Indicies $\frac{I - IV 2026}{I - IV 2025}$	The structure of overnights in %
TOTAL	454.172	466.460	102,7	982.887	1.021.602	103,9	100,0
Hotels and similar accommodation	441.098	455.202	103,2	930.221	971.258	104,4	95,1
Resorts and similar facilities for short breaks	9.535	8.267	86,7	26.732	25.270	94,5	2,5
Campsites and camping areas	723	543	75,1	1.062	840	79,1	0,1
Other accommodation	2.816	2.448	86,9	24.872	24.234	97,4	2,4
Domestic tourists	149.989	162.033	108,0	302.570	326.187	107,8	31,9
Hotels and similar accommodation	143.870	156.748	109,0	275.548	298.774	108,4	29,2
Resorts and similar facilities for short breaks	4.076	3.468	85,1	9.232	9.622	104,2	0,9
Campsites and camping areas	122	57	46,7	152	108	71,1	0,0
Other accommodation	1.921	1.760	91,6	17.638	17.683	100,3	1,7
Foreign tourists	304.183	304.427	100,1	680.317	695.415	102,2	68,1
Hotels and similar accommodation	297.228	298.454	100,4	654.673	672.484	102,7	65,8
Resorts and similar facilities for short breaks	5.459	4.799	87,9	17.500	15.648	89,4	1,5
Campsites and camping areas	601	486	80,9	910	732	80,4	0,1
Other accommodation	895	688	76,9	7.234	6.551	90,6	0,6

¹⁾Classification of activities of Bosnia and Herzegovina (BiH) 2010

* final data

Table 3: Arrivals and overnight stays of foreign tourists by country of residence

	ARRIVALS			OVERNIGHT STAYS			I – IV 2026	
	I-IV 2025*	I- IV 2026	Indicies I- IV 2026 I- IV 2025	I-IV 2025*	I- IV 2026	Indicies I- IV 2026 I- IV 2025	The structure of overnights in %	The average number of overnights per check-in
TOTAL	304.183	304.427	100,1	680.317	695.415	102,2	100,0	2,3
Albania	908	931	102,5	1.704	1.874	110,0	0,3	2,0
Austria	8.621	8.396	97,4	16.717	16.760	100,3	2,4	2,0
Belgium	1.060	1.191	112,4	2.558	2.848	111,3	0,4	2,4
Bulgaria	2.085	3.775	181,1	4.712	8.699	184,6	1,3	2,3
Montenegro	10.870	11.254	103,5	24.267	25.592	105,5	3,7	2,3
Czech Republic	1.337	1.456	108,9	3.069	3.328	108,4	0,5	2,3
Denmark	937	1.293	138,0	2.552	3.813	149,4	0,5	2,9
Estonia	120	143	119,2	430	404	94,0	0,1	2,8
Finland	356	482	135,4	1.028	1.051	102,2	0,2	2,2
France	2.597	3.134	120,7	6.775	7.983	117,8	1,1	2,5
Greece	973	1.828	187,9	1.857	3.391	182,6	0,5	1,9
Netherlands	2.909	5.396	185,5	7.178	11.090	154,5	1,6	2,1
Croatia	66.495	69.947	105,2	172.468	183.607	106,5	26,4	2,6
Ireland	753	1.157	153,7	2.837	2.372	83,6	0,3	2,1
Iceland	91	108	118,7	424	440	103,8	0,1	4,1
Italy	9.839	9.595	97,5	23.251	20.879	89,8	3,0	2,2
Cyprus	192	135	70,3	546	361	66,1	0,1	2,7
Latvia	534	138	25,8	826	300	36,3	0,0	2,2
Lithuania	232	236	101,7	454	579	127,5	0,1	2,5
Luxembourg	254	312	122,8	696	933	134,1	0,1	3,0
Hungary	3.021	3.672	121,5	6.344	7.734	121,9	1,1	2,1
Malta	129	79	61,2	239	187	78,2	0,0	2,4
Norway	1.023	1.016	99,3	3.114	1.990	63,9	0,3	2,0
Germany	10.940	12.350	112,9	24.227	27.183	112,2	3,9	2,2
Poland	3.184	4.025	126,4	7.180	8.984	125,1	1,3	2,2
Portugal	402	501	124,6	810	1.024	126,4	0,1	2,0
Romania	1.731	1.335	77,1	4.557	3.258	71,5	0,5	2,4
Russia	3.197	3.997	125,0	6.378	8.034	126,0	1,2	2,0
Northern Macedonia	3.437	3.893	113,3	6.650	7.768	116,8	1,1	2,0
Slovak Republic	1.157	1.265	109,3	2.771	2.931	105,8	0,4	2,3
Slovenia	21.015	20.647	98,2	52.913	54.478	103,0	7,8	2,6

(continued on next page)

	ARRIVALS			OVERNIGHT STAYS			I – IV 2026	
	I-IV 2025*	I - IV 2026	Indicies <u>I - IV 2026</u> I - IV 2025	I-IV 2025*	I - IV 2026	Indicies <u>I - IV 2026</u> I - IV 2025	The structure of overnights in %	The average number of overnights per check- in
Serbia	43.907	50.482	115,0	100.146	115.347	115,2	16,6	2,3
Spain	2.496	2.885	115,6	5.710	6.528	114,3	0,9	2,3
Switzerland (including Liechtenstein)	2.862	3.390	118,4	6.762	7.580	112,1	1,1	2,2
Sweden	2.716	2.790	102,7	6.547	6.988	106,7	1,0	2,5
Turkey	34.931	25.428	72,8	59.938	48.598	81,1	7,0	1,9
United Kingdom	5.586	5.042	90,3	14.292	12.093	84,6	1,7	2,4
Ukraine	740	692	93,5	1.888	1.734	91,8	0,2	2,5
Other European countries	1.035	1.029	99,4	2.447	2.486	101,6	0,4	2,4
Egypt	161	343	213,0	680	1.276	187,6	0,2	3,7
South Africa	83	101	121,7	207	515	248,8	0,1	5,1
Other African countries	371	395	106,5	1.148	1.309	114,0	0,2	3,3
Canada	985	1.206	122,4	2.136	2.483	116,2	0,4	2,1
USA	6.752	7.715	114,3	16.846	18.381	109,1	2,6	2,4
Other North American Countries	594	515	86,7	1.291	876	67,9	0,1	1,7
Brasil	602	599	99,5	1.325	1.246	94,0	0,2	2,1
Other South and Central American Countries	1.323	1.339	101,2	3.243	3.142	96,9	0,5	2,3
Bahrain	70	44	62,9	178	93	52,2	0,0	2,1
India	716	412	57,5	1.345	852	63,3	0,1	2,1
Iran	51	52	102,0	143	129	90,2	0,0	2,5
Israel	1.821	215	11,8	4.070	544	13,4	0,1	2,5
Japan	606	746	123,1	1.025	1.244	121,4	0,2	1,7
South Korea	820	943	115,0	1.174	1.247	106,2	0,2	1,3
Qatar	212	122	57,5	836	302	36,1	0,0	2,5
China	21.869	14.625	66,9	26.407	19.695	74,6	2,8	1,3
Kuwait	1.174	279	23,8	3.985	855	21,5	0,1	3,1
Malaysia	1.737	2.088	120,2	2.443	3.153	129,1	0,5	1,5
Oman	207	242	116,9	490	388	79,2	0,1	1,6
Saudi Arabia	1.422	1.078	75,8	3.619	2.678	74,0	0,4	2,5
United Arab Emirates	2.436	638	26,2	8.384	1.812	21,6	0,3	2,8
Other Asian countries	4.056	4.107	101,3	8.689	9.279	106,8	1,3	2,3
Australia	1.077	914	84,9	2.561	2.074	81,0	0,3	2,3
Mainland New Zealand	130	111	85,4	508	336	66,1	0,0	3,0
Other Oceania Countries	236	173	73,3	322	277	86,0	0,0	1,6

*final data

METHODOLOGICAL EXPLANATIONS

The purpose of the statistical survey

The purpose of the statistical survey is to monitor the tourist activity realised in commercial accommodation establishments and to provide internationally comparable BiH's tourism statistics in accordance with current EU Regulations for the tourism statistics,

Observation units

Observation units are all business entities /legal units which are, by the main activity, registered in accommodation activity (division 55 - KD BiH 2010), persons as well as households that rent accommodation establishments to tourists, For the purpose of the survey, Classification of Activities in Bosnia and Herzegovina - KD BiH 2010 was used, and it is fully compliant with the European Classification of Economic Activities - NACE Rev, 2,

Coverage

Reporting units are all business entities (enterprises, craftsmen, cooperatives, institutions, associations etc.) and their constituent units that are registered according to KD BiH 2010 under section : 55,1 (hotels and similar accommodation), 55,2 (holiday and other short - stay accommodation), 55,3 (camps and camping grounds), 55,9 (other uncategorised accommodation), health care institutions in which person themselves bear the fee for medical rehabilitation or their stay: business entities that deal with the mediation of accommodation of guests in: households, houses, camps, apartments and rooms which are directly rented by private persons/households, Survey covers the entire territory of Bosnia and Herzegovina,

Source and methods of data collection

Data on tourists turnover (number of tourist arrivals and tourist nights) are collected from regular monthly report (TU-11 form), Reports are usually made based on reception records in guest books, entities and their parts engaged in organising and arranging of tourists,

Definitions

Tourism means the activity of visitors taking a trip to a main destination outside their usual environment for less than a year, for leisure, business or other personal purpose other than to be employed by a resident entity in the place visited,

Tourist is every person who, outside his place of permanent residence, spends one night in a hotel or some other accommodation facility for reasons of rest, recreation, health, study, sport, religion, family, business, public tasks or meeting,

Residence is a place where a person came with the intention of permanent stay,

Domestic tourist is a person with permanent residence in the BiH who spends at least one night in a hotel or same other accommodation establishment outside their place or residence,

Foreign tourist is every person with permanent residence outside in BiH who temporarily resides in BiH and who spends at least one night in a hotel or same other accommodation establishment,

Symbols

- no occurrence

0,0 value not zero but less than 0,05

1) Indices greater than 999

Published by the Agency for Statistics of Bosnia and Herzegovina, 71000 Sarajevo, Zelenih beretki 26

Phone: +387 (33) 911 911 | Fax: +387 (33) 220 622
Email: bhas@bhas.gov.ba | Website: www.bhas.gov.ba

Responsible persons:

Vesna Čužić, Director

Press release prepared by: Azra Bander Demirović and Mirza Agić



Please consider the environment before printing this document.